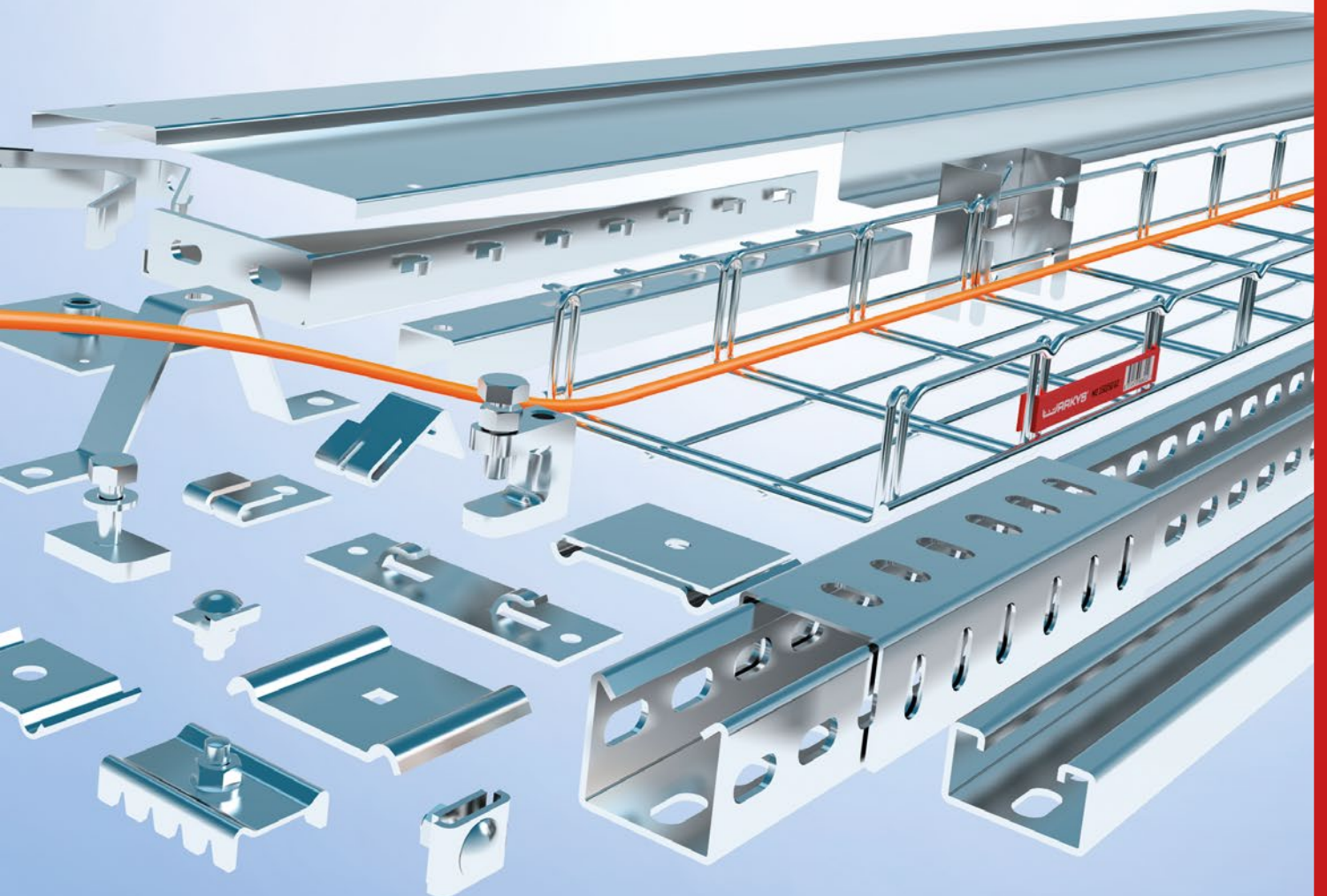


MERKUR²

PRODUCT SHEETS

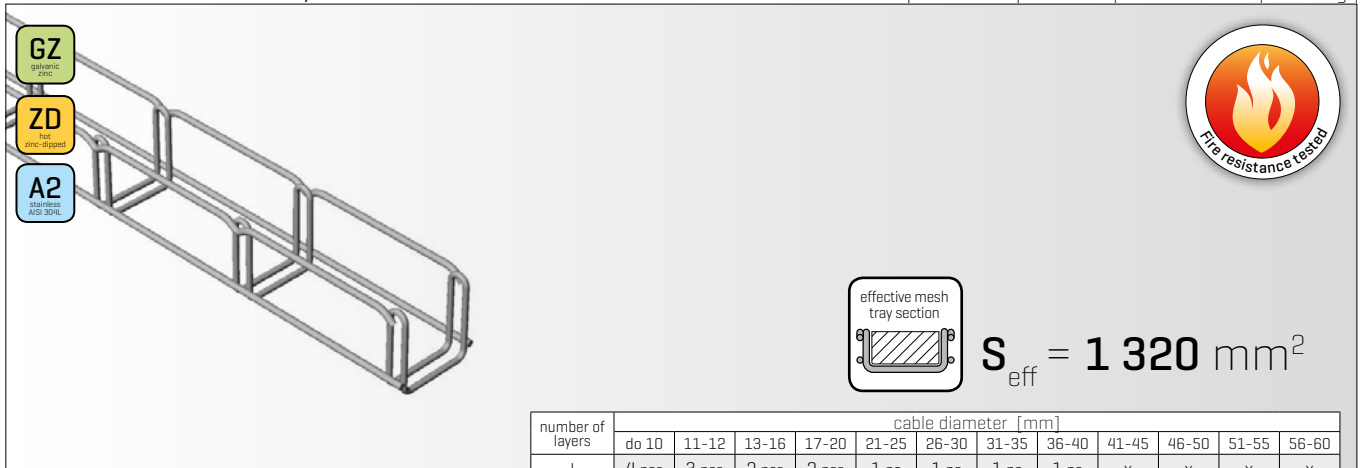
PRODUCT SHEETS OF
PARTICULAR ELEMENTS



MERKUR²

cable mesh tray M2 50/50

↔ 50 mm | ↑ 50 mm | ↔ 2000mm | 📦 1,2 kg



number of layers	cable diameter [mm]											
	do 10	11-12	13-16	17-20	21-25	26-30	31-35	36-40	41-45	46-50	51-55	56-60
I	4 pcs	3 pcs	2 pcs	2 pcs	1 pc	1 pc	1 pc	1 pc	x	x	x	x
II	8 pcs	6 pcs	4 pcs	4 pcs	2 pcs							
III	12 pcs	9 pcs										
IV	16 pcs											

Product: Cable tray MERKUR 2

Manufacturer: ARKYS Ltd., Podstranska 1, 627 00 Brno

Specifications:

Material - steel or stainless steel wire AISI 304 "A2"

Surface finish [finish] - cold galvanized

- hot zinc dipped by dipping

- stainless AISI 304 "A2"

Load capacity - according to CSN EN 61 537ed.2

Use:

MERKUR 2 Cable mesh trays are designed for the assembly of high current cable tracks for light circuits and motive current distribution, low current circuits, measuring and control systems as well as for other media.

Specification:

Length - 2000 mm

Width - 50 mm

Sidewall height - 50 mm

OK Dimensions - 50x100 mm

Double crossbeam - wire Ø 3,5 mm

Runner - wire Ø 4,0 mm

Upper edge - wire Ø 4,0 mm

Certification [www.arkys.cz]:

ES Declaration of Conformity

Certificate Declaration of performance of construction product MERKUR 2

Certificate of product

Compliance certificate GOST R authorizing imports and installations of the M2 system on the territory of the Russian Federation

Load test protocol

Test Protocol of Electric Continuity according to ČSN EN 61537 ed.2 čl. 11.1

Test of freezeproof

Protocol of the EMC test

Test the effects of salt mist according to ČSN 34 5791-2-11:1992+Z1:2000

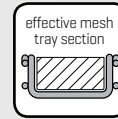
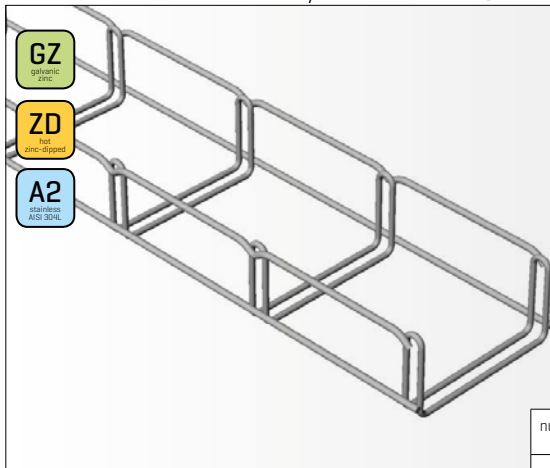
Fire classification certificates - P 90-R a PH 120-R according to ZP 27/2008 PAVUS a.s.

E 90 according to DIN 4102-12:1998-11

PS 90 according to STN 92 0205:2012

Cable mesh tray M2 100/50

↔ 100 mm | ↑ 50 mm | ↔ 2000mm | 📦 1,4 kg



$$S_{\text{eff}} = 2900 \text{ mm}^2$$

number of layers	cable diameter [mm]											
	do 10	11-12	13-16	17-20	21-25	26-30	31-35	36-40	41-45	46-50	51-55	56-60
I	9 pcs	7 pcs	5 pcs	4 pcs	3 pcs	3 pcs	2 pcs	2 pcs	2 pcs	1 pc	x	x
II	18 pcs	14 pcs	10 pcs	8 pcs	6 pcs							
III	27 pcs	21 pc										
IV	36 pcs											

Product: Cable tray MERKUR 2

Manufacturer: ARKYS Ltd., Podstranska 1, 627 00 Brno

Specifications:

Material - steel or stainless steel wire AISI 304 "A2"

Surface finish [finish] - cold galvanized

- hot zinc dipped by dipping

- stainless AISI 304 "A2"

Load capacity - according to CSN EN 61 537ed.2

Use:

MERKUR 2 Cable mesh trays are designed for the assembly of high current cable tracks for light circuits and motive current distribution, low current circuits, measuring and control systems as well as for other media.

Specification:

Length - 2000 mm

Width - 100 mm

Sidewall height - 50 mm

OK Dimensions - 50x100 mm

Double crossbeam - wire Ø 3,5 mm

Runner - wire Ø 4,0 mm

Upper edge - wire Ø 4,0 mm

Certification [www.arkys.cz]:

ES Declaration of Conformity

Certificate Declaration of performance of construction product MERKUR 2

Certificate of product

Compliance certificate GOST R authorizing imports and installations of the M2 system on the territory of the Russian Federation

Load test protocol

Test Protocol of Electric Continuity according to ČSN EN 61537 ed.2 čl. 11.1

Test of freezeproof

Protocol of the EMC test

Test the effects of salt mist according to ČSN 34 5791-2-11:1992+Z1:2000

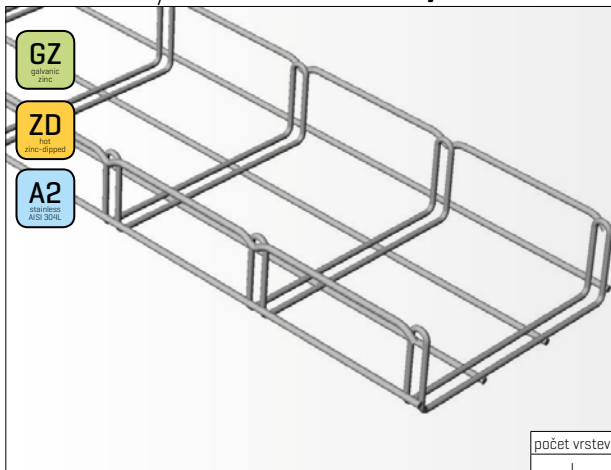
Fire classification certificates - P 90-R a PH 120-R according to ZP 27/2008 PAVUS a.s.

E 90 according to DIN 4102-12:1998-11

PS 90 according to STN 92 0205:2012

kabelový žlab M2 150/50

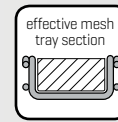
↔ 150 mm | ↑ 50 mm | ↔ 2000mm | 📦 2,0 kg



GZ
galvanic zinc

ZD
hot zinc dipped

A2
stainless AISI 304



$$S_{\text{eff}} = 4\,470 \text{ mm}^2$$

počet vrstev	průměr kabelů [mm]											
	do 10	11-12	13-16	17-20	21-25	26-30	31-35	36-40	41-45	46-50	51-55	56-60
I	14 ks	11 ks	8 ks	7 ks	5 ks	4 ks	4 ks	3 ks	3 ks	2 ks	x	x
II	28 ks	22 ks	16 ks	14 ks	10 ks							
III	42 ks	33 ks										
IV	56 ks											

Product: Cable tray MERKUR 2

Manufacturer: ARKYS Ltd., Podstranska 1, 627 00 Brno

Specifications:

Material - steel or stainless steel wire AISI 304 "A2"

Surface finish [finish] - cold galvanized

- hot zinc dipped by dipping

- stainless AISI 304 "A2"

Load capacity - according to CSN EN 61 537ed.2

Use:

MERKUR 2 Cable mesh trays are designed for the assembly of high current cable tracks for light circuits and motive current distribution, low current circuits, measuring and control systems as well as for other media.

Specification:

Length - 2000 mm

Width - 150 mm

Sidewall height - 50 mm

OK Dimensions - 50x100 mm

Double crossbeam - wire Ø 3,5 mm

Runner - wire Ø 4,0 mm

Upper edge - wire Ø 4,0 mm

Certification [www.arkys.cz]:

ES Declaration of Conformity

Certificate Declaration of performance of construction product MERKUR 2

Certificate of product

Compliance certificate GOST R authorizing imports and installations of the M2 system on the territory of the Russian Federation

Load test protocol

Test Protocol of Electric Continuity according to ČSN EN 61537 ed.2 čl. 11.1

Test of freezeproof

Protocol of the EMC test

Test the effects of salt mist according to ČSN 34 5791-2-11:1992+Z1:2000

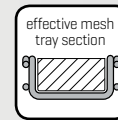
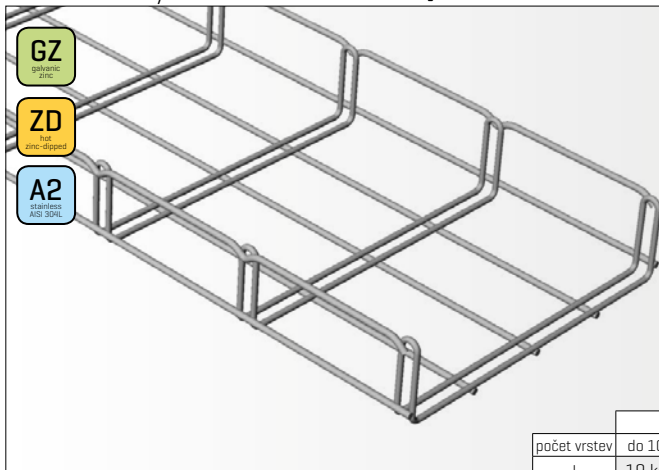
Fire classification certificates - P 90-R a PH 120-R according to ZP 27/2008 PAVUS a.s.

E 90 according to DIN 4102-12:1998-11

PS 90 according to STN 92 0205:2012

kabelový žlab M2 200/50

↔ 200 mm | ↑ 50 mm | ↔ 2000mm | 📦 2,3 kg



$$S_{ef} = 6\,050 \text{ mm}^2$$

počet vrstev	průměr kabelů [mm]											
	do 10	11-12	13-16	17-20	21-25	26-30	31-35	36-40	41-45	46-50	51-55	56-60
I	19 ks	15 ks	11 ks	9 ks	7 ks	6 ks	5 ks	4 ks	4 ks	3 ks	x	x
II	38 ks	30 ks	22 ks	18 ks	14 ks							
III	57 ks	45 ks										
IV	76 ks											

Product: Cable tray MERKUR 2

Manufacturer: ARKYS Ltd., Podstranska 1, 627 00 Brno

Specifications:

Material - steel or stainless steel wire AISI 304 "A2"

Surface finish [finish] - cold galvanized

- hot zinc dipped by dipping

- stainless AISI 304 "A2"

Load capacity - according to CSN EN 61 537ed.2

Use:

MERKUR 2 Cable mesh trays are designed for the assembly of high current cable tracks for light circuits and motive current distribution, low current circuits, measuring and control systems as well as for other media.

Specification:

Length - 2000 mm

Width - 200 mm

Sidewall height - 50 mm

OK Dimensions - 50x100 mm

Double crossbeam - wire Ø 3,5 mm

Runner - wire Ø 4,0 mm

Upper edge - wire Ø 4,0 mm

Certification [www.arkys.cz]:

ES Declaration of Conformity

Certificate Declaration of performance of construction product MERKUR 2

Certificate of product

Compliance certificate GOST R authorizing imports and installations of the M2 system on the territory of the Russian Federation

Load test protocol

Test Protocol of Electric Continuity according to ČSN EN 61537 ed.2 čl. 11.1

Test of freezeproof

Protocol of the EMC test

Test the effects of salt mist according to ČSN 34 5791-2-11:1992+Z1:2000

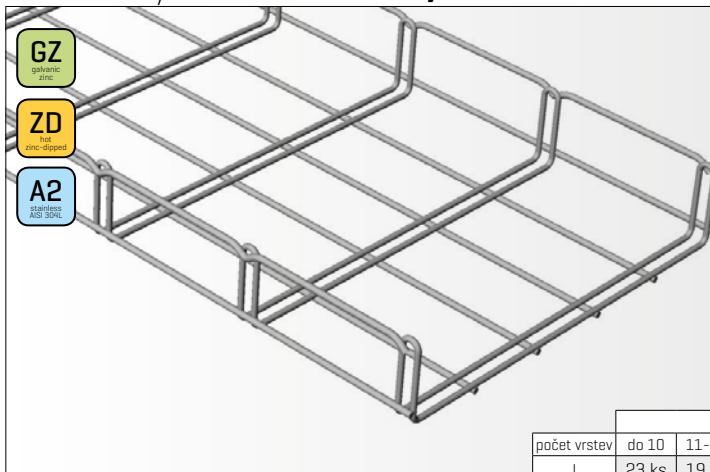
Fire classification certificates - P 90-R a PH 120-R according to ZP 27/2008 PAVUS a.s.

E 90 according to DIN 4102-12:1998-11

PS 90 according to STN 92 0205:2012

kabelový žlab M2 250/50

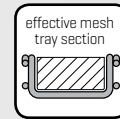
↔ 250 mm | ↑ 50 mm | ↔ 2000 mm | 📦 3,0 kg



GZ
galvanic
zinc

ZD
hot
zinc-dipped

A2
standard
AISI 304L



$$S_{ef} = 7\,620 \text{ mm}^2$$

počet vrstev	průměr kabelů [mm]											
	do 10	11-12	13-16	17-20	21-25	26-30	31-35	36-40	41-45	46-50	51-55	56-60
I	23 ks	19 ks	14 ks	11 ks	9 ks	7 ks	6 ks	5 ks	5 ks	4 ks	x	x
II	46 ks	38 ks	28 ks	22 ks	18 ks							
III	69 ks	57 ks										
IV	92 ks											

Product: Cable tray MERKUR 2

Manufacturer: ARKYS Ltd., Podstranska 1, 627 00 Brno

Specifications:

Material - steel or stainless steel wire AISI 304 "A2"

Surface finish [finish] - cold galvanized

- hot zinc dipped by dipping

- stainless AISI 304 "A2"

Load capacity - according to CSN EN 61 537ed.2

Use:

MERKUR 2 Cable mesh trays are designed for the assembly of high current cable tracks for light circuits and motive current distribution, low current circuits, measuring and control systems as well as for other media.

Specification:

Length - 2000 mm

Width - 250 mm

Sidewall height - 50 mm

OK Dimensions - 50x100 mm

Double crossbeam - wire Ø 4,0 mm

Runner - wire Ø 4,0 mm

Upper edge - wire Ø 4,0 mm

Certification [www.arkys.cz]:

ES Declaration of Conformity

Certificate Declaration of performance of construction product MERKUR 2

Certificate of product

Compliance certificate GOST R authorizing imports and installations of the M2 system on the territory of the Russian Federation

Load test protocol

Test Protocol of Electric Continuity according to ČSN EN 61537 ed.2 čl. 11.1

Test of freezeproof

Protocol of the EMC test

Test the effects of salt mist according to ČSN 34 5791-2-11:1992+Z1:2000

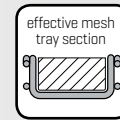
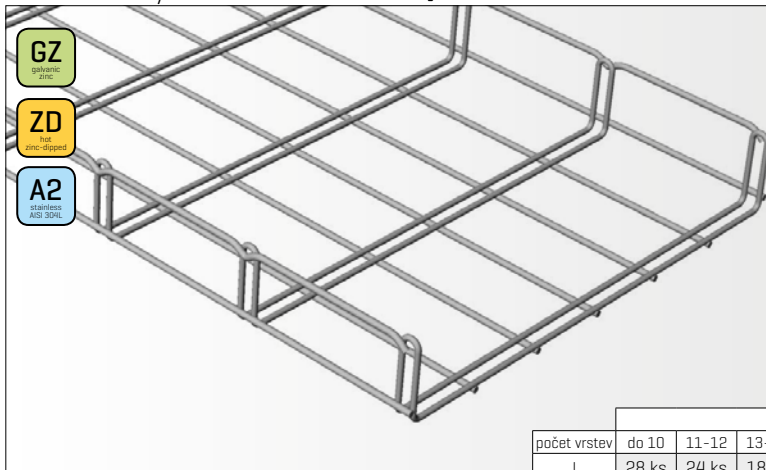
Fire classification certificates - P 90-R a PH 120-R according to ZP 27/2008 PAVUS a.s.

E 90 according to DIN 4102-12:1998-11

PS 90 according to STN 92 0205:2012

kabelový žlab M2 300/50

↔ 300 mm | ↑ 50 mm | ↔ 2000 mm | 📦 3,4 kg



$$S_{ef} = 9\,200 \text{ mm}^2$$

počet vrstev	průměr kabelů [mm]											
	do 10	11-12	13-16	17-20	21-25	26-30	31-35	36-40	41-45	46-50	51-55	56-60
I	28 ks	24 ks	18 ks	14 ks	11 ks	9 ks	8 ks	7 ks	6 ks	5 ks	x	x
II	56 ks	48 ks	36 ks	28 ks	22 ks							
III	84 ks	72 ks										
IV	112 ks											

Product: Cable tray MERKUR 2

Manufacturer: ARKYS Ltd., Podstranska 1, 627 00 Brno

Specifications:

Material - steel or stainless steel wire AISI 304 "A2"

Surface finish [finish] - cold galvanized

- hot zinc dipped by dipping

- stainless AISI 304 "A2"

Load capacity - according to CSN EN 61 537ed.2

Use:

MERKUR 2 Cable mesh trays are designed for the assembly of high current cable tracks for light circuits and motive current distribution, low current circuits, measuring and control systems as well as for other media.

Specification:

Length - 2000 mm

Width - 300 mm

Sidewall height - 50 mm

OK Dimensions - 50x100 mm

Double crossbeam - wire Ø 4,0 mm

Runner - wire Ø 4,0 mm

Upper edge - wire Ø 4,0 mm

Certification [www.arkys.cz]:

ES Declaration of Conformity

Certificate Declaration of performance of construction product MERKUR 2

Certificate of product

Compliance certificate GOST R authorizing imports and installations of the M2 system on the territory of the Russian Federation

Load test protocol

Test Protocol of Electric Continuity according to ČSN EN 61537 ed.2 čl. 11.1

Test of freezeproof

Protocol of the EMC test

Test the effects of salt mist according to ČSN 34 5791-2-11:1992+Z1:2000

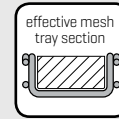
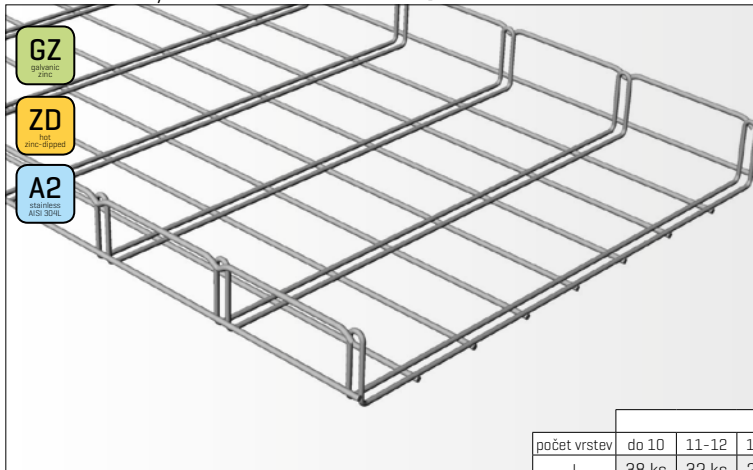
Fire classification certificates - P 90-R a PH 120-R according to ZP 27/2008 PAVUS a.s.

E 90 according to DIN 4102-12:1998-11

PS 90 according to STN 92 0205:2012

kabelový žlab M2 400/50

↔ 400 mm | ↑ 50 mm | ↔ 2000 mm | 📦 4,1 kg



$$S_{ef} = 12\,350 \text{ mm}^2$$

počet vrstev	průměr kabelů [mm]											
	do 10	11-12	13-16	17-20	21-25	26-30	31-35	36-40	41-45	46-50	51-55	56-60
I	38 ks	32 ks	24 ks	19 ks	15 ks	13 ks	11 ks	9 ks	8 ks	7 ks	x	x
II	76 ks	64 ks	48 ks	38 ks	30 ks							
III	114 ks	96 ks										
IV	152 ks											

Product: Cable tray MERKUR 2

Manufacturer: ARKYS Ltd., Podstranska 1, 627 00 Brno

Specifications:

Material - steel or stainless steel wire AISI 304 "A2"

Surface finish [finish] - cold galvanized

- hot zinc dipped by dipping

- stainless AISI 304 "A2"

Load capacity - according to CSN EN 61 537ed.2

Use:

MERKUR 2 Cable mesh trays are designed for the assembly of high current cable tracks for light circuits and motive current distribution, low current circuits, measuring and control systems as well as for other media.

Specification:

Length - 2000 mm

Width - 400 mm

Sidewall height - 50 mm

OK Dimensions - 50x100 mm

Double crossbeam - wire Ø 4,0 mm

Runner - wire Ø 4,0 mm

Upper edge - wire Ø 4,0 mm

Certification [www.arkys.cz]:

ES Declaration of Conformity

Certificate Declaration of performance of construction product MERKUR 2

Certificate od product

Compliance certificate GOST R authorizing imports and installations of the M2 system on the territory of the Russian Federation

Load test protocol

Test Protocol of Electric Continuity according to ČSN EN 61537 ed.2 čl. 11.1

Test of freezeproof

Protocol of the EMC test

Test the effects of salt mist according to ČSN 34 5791-2-11:1992+Z1:2000

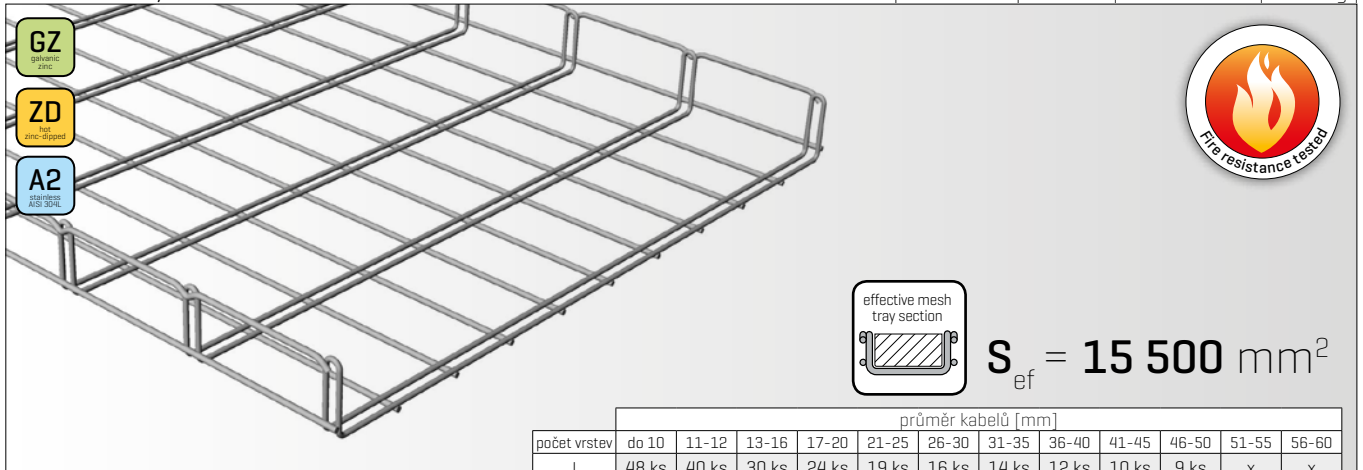
Fire classification certificates - P 90-R a PH 120-R according to ZP 27/2008 PAVUS a.s.

E 90 according to DIN 4102-12:1998-11

PS 90 according to STN 92 0205:2012

kabelový žlab M2 500/50

↔ 500 mm | ↑ 50 mm | ↔ 2000mm | 📦 4,9 kg |



počet vrstev	průměr kabelů [mm]											
	do 10	11-12	13-16	17-20	21-25	26-30	31-35	36-40	41-45	46-50	51-55	56-60
I	48 ks	40 ks	30 ks	24 ks	19 ks	16 ks	14 ks	12 ks	10 ks	9 ks	x	x
II	96 ks	80 ks	60 ks	48 ks	38 ks	32 ks						
III	144 ks	120 ks										
IV	192 ks											

Product: Cable tray MERKUR 2

Manufacturer: ARKYS Ltd., Podstranska 1, 627 00 Brno

Specifications:

Material - steel or stainless steel wire AISI 304 "A2"

Surface finish [finish] - cold galvanized

- hot zinc dipped by dipping

- stainless AISI 304 "A2"

Load capacity - according to CSN EN 61 537ed.2

Use:

MERKUR 2 Cable mesh trays are designed for the assembly of high current cable tracks for light circuits and motive current distribution, low current circuits, measuring and control systems as well as for other media.

Specification:

Length - 2000 mm

Width - 500 mm

Sidewall height - 50 mm

OK Dimensions - 50x100 mm

Double crossbeam - wire Ø 4,0 mm

Runner - wire Ø 4,0 mm

Upper edge - wire Ø 4,0 mm

Certification [www.arkys.cz]:

ES Declaration of Conformity

Certificate Declaration of performance of construction product MERKUR 2

Certificate of product

Compliance certificate GOST R authorizing imports and installations of the M2 system on the territory of the Russian Federation

Load test protocol

Test Protocol of Electric Continuity according to ČSN EN 61537 ed.2 čl. 11.1

Test of freezeproof

Protocol of the EMC test

Test the effects of salt mist according to ČSN 34 5791-2-11:1992+Z1:2000

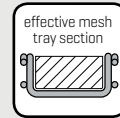
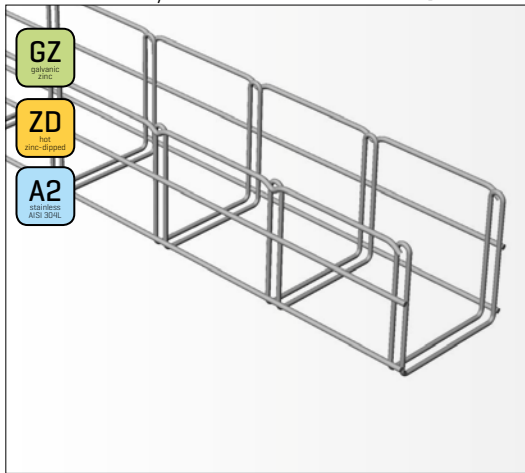
Fire classification certificates - P 90-R a PH 120-R according to ZP 27/2008 PAVUS a.s.

E 90 according to DIN 4102-12:1998-11

PS 90 according to STN 92 0205:2012

kabelový žlab M2 100/100

↔ 100 mm | ↓ 100 mm | ↔ 2000mm | 📦 2,1 kg



$$S_{ef} = 6\,120 \text{ mm}^2$$

počet vrstev	průměr kabelů [mm]											
	do 10	11-12	13-16	17-20	21-25	26-30	31-35	36-40	41-45	46-50	51-55	56-60
I	9 ks	7 ks	5 ks	4 ks	3 ks	3 ks	2 ks	2 ks	2 ks	1 ks	1 ks	1 ks
II	18 ks	14 ks	10 ks	8 ks	6 ks	6 ks	4 ks	4 ks	4 ks			
III	27 ks	21 ks	15 ks	12 ks	9 ks	9 ks						
IV	36 ks	28 ks	20 ks	16 ks								
V	45 ks	35 ks	25 ks									
VI	54 ks	42 ks										
VII	63 ks	49 ks										
VIII	72 ks											
IX	81 ks											

Product: Cable tray MERKUR 2

Manufacturer: ARKYS Ltd., Podstranska 1, 627 00 Brno

Specifications:

Material - steel or stainless steel wire AISI 304 "A2"

Surface finish [finish] - cold galvanized

- hot zinc dipped by dipping

- stainless AISI 304 "A2"

Load capacity - according to CSN EN 61 537ed.2

Use:

MERKUR 2 Cable mesh trays are designed for the assembly of high current cable tracks for light circuits and motive current distribution, low current circuits, measuring and control systems as well as for other media.

Specification:

Length - 2000 mm

Width - 100 mm

Sidewall height - 100 mm

OK Dimensions - 50x100 mm

Double crossbeam - wire Ø 3,5 mm

Runner - wire Ø 4,0 mm

Upper edge - wire Ø 4,0 mm

Certification [www.arkys.cz]:

ES Declaration of Conformity

Certificate Declaration of performance of construction product MERKUR 2

Certificate of product

Compliance certificate GOST R authorizing imports and installations of the M2 system on the territory of the Russian Federation

Load test protocol

Test Protocol of Electric Continuity according to ČSN EN 61537 ed.2 čl. 11.1

Test of freezeproof

Protocol of the EMC test

Test the effects of salt mist according to ČSN 34 5791-2-11:1992+Z1:2000

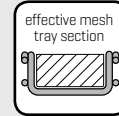
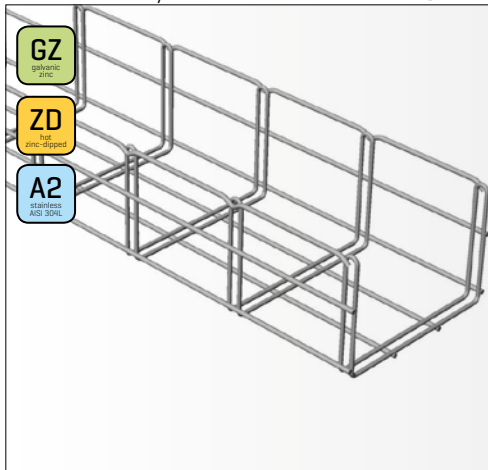
Fire classification certificates - P 90-R a PH 120-R according to ZP 27/2008 PAVUS a.s.

E 90 according to DIN 4102-12:1998-11

PS 90 according to STN 92 0205:2012

kabelový žlab M2 150/100

| ↔ 150 mm | ↓ 100 mm | ↔ 2000 mm | ■ 3,0 kg



$$S_{ef} = 9440 \text{ mm}^2$$

počet vrstev	průměr kabelů [mm]											
	do 10	11-12	13-16	17-20	21-25	26-30	31-35	36-40	41-45	46-50	51-55	56-60
I	14 ks	11 ks	8 ks	7 ks	5 ks	4 ks	4 ks	3 ks	3 ks	2 ks	2 ks	2 ks
II	28 ks	22 ks	16 ks	14 ks	10 ks	8 ks	8 ks	6 ks	6 ks			
III	42 ks	33 ks	24 ks	21 ks	15 ks	12 ks						
IV	56 ks	44 ks	32 ks	28 ks								
V	70 ks	55 ks	40 ks									
VI	84 ks	66 ks										
VII	98 ks	77 ks										
VIII	112 ks											
IX	126 ks											

Product: Cable tray MERKUR 2

Manufacturer: ARKYS Ltd., Podstranska 1, 627 00 Brno

Specifications:

Material - steel or stainless steel wire AISI 304 "A2"

Surface finish [finish] - cold galvanized

- hot zinc dipped by dipping

- stainless AISI 304 "A2"

Load capacity - according to CSN EN 61 537ed.2

Use:

MERKUR 2 Cable mesh trays are designed for the assembly of high current cable tracks for light circuits and motive current distribution, low current circuits, measuring and control systems as well as for other media.

Specification:

Length - 2000 mm

Width - 150 mm

Sidewall height - 100 mm

OK Dimensions - 50x100 mm

Double crossbeam - wire Ø 4,0 mm

Runner - wire Ø 4,0 mm

Upper edge - wire Ø 4,0 mm

Certification [www.arkys.cz]:

ES Declaration of Conformity

Certificate Declaration of performance of construction product MERKUR 2

Certificate of product

Compliance certificate GOST R authorizing imports and installations of the M2 system on the territory of the Russian Federation

Load test protocol

Test Protocol of Electric Continuity according to ČSN EN 61537 ed.2 čl. 11.1

Test of freezeproof

Protocol of the EMC test

Test the effects of salt mist according to ČSN 34 5791-2-11:1992+Z1:2000

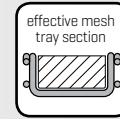
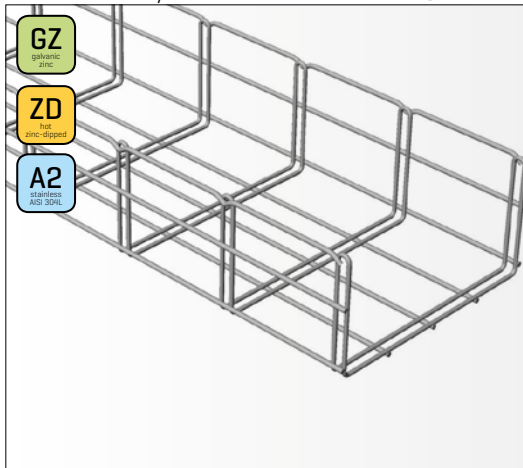
Fire classification certificates - P 90-R a PH 120-R according to ZP 27/2008 PAVUS a.s.

E 90 according to DIN 4102-12:1998-11

PS 90 according to STN 92 0205:2012

kabelový žlab M2 200/100

| ↔ 200 mm | ↓ 100 mm | ↔ 2000mm | ■ 3,4 kg |



$$S_{ef} = 12\,770 \text{ mm}^2$$

počet vrstev	průměr kabelů [mm]											
	do 10	11-12	13-16	17-20	21-25	26-30	31-35	36-40	41-45	46-50	51-55	56-60
I	19 ks	15 ks	11 ks	9 ks	7 ks	6 ks	5 ks	4 ks	4 ks	3 ks	3 ks	3 ks
II	38 ks	30 ks	22 ks	18 ks	14 ks	12 ks	10 ks	8 ks	8 ks			
III	57 ks	45 ks	33 ks	27 ks	21 ks	18 ks						
IV	76 ks	60 ks	44 ks	36 ks								
V	95 ks	75 ks	55 ks									
VI	114 ks	90 ks										
VII	133 ks	105 ks										
VIII	152 ks											
IX	171 ks											

Product: Cable tray MERKUR 2

Manufacturer: ARKYS Ltd., Podstranska 1, 627 00 Brno

Specifications:

Material - steel or stainless steel wire AISI 304 "A2"

Surface finish [finish] - cold galvanized

- hot zinc dipped by dipping

- stainless AISI 304 "A2"

Load capacity - according to CSN EN 61 537ed.2

Use:

MERKUR 2 Cable mesh trays are designed for the assembly of high current cable tracks for light circuits and motive current distribution, low current circuits, measuring and control systems as well as for other media.

Specification:

Length - 2000 mm

Width - 200 mm

Sidewall height - 100 mm

OK Dimensions - 50x100 mm

Double crossbeam - wire Ø 4,0 mm

Runner - wire Ø 4,0 mm

Upper edge - wire Ø 4,0 mm

Certification [www.arkys.cz]:

ES Declaration of Conformity

Certificate Declaration of performance of construction product MERKUR 2

Certificate of product

Compliance certificate GOST R authorizing imports and installations of the M2 system on the territory of the Russian Federation

Load test protocol

Test Protocol of Electric Continuity according to ČSN EN 61537 ed.2 čl. 11.1

Test of freezeproof

Protocol of the EMC test

Test the effects of salt mist according to ČSN 34 5791-2-11:1992+Z1:2000

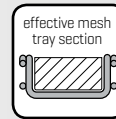
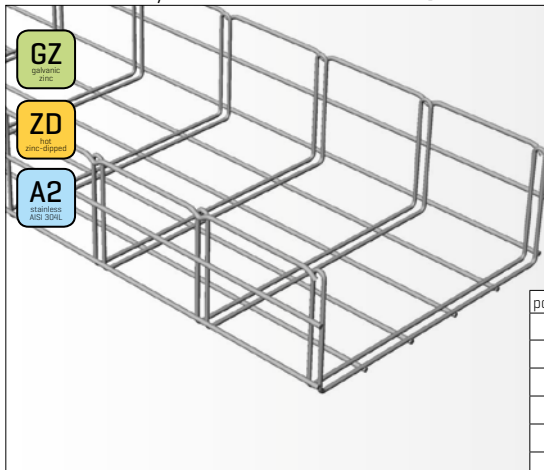
Fire classification certificates - P 90-R a PH 120-R according to ZP 27/2008 PAVUS a.s.

E 90 according to DIN 4102-12:1998-11

PS 90 according to STN 92 0205:2012

kabelový žlab M2 250/100

| ↔ 250 mm | ↑ 100 mm | ↔ 2000mm | 📦 3,7 kg |



$$S_{ef} = 16\,090 \text{ mm}^2$$

počet vrstev	průměr kabelů [mm]											
	do 10	11-12	13-16	17-20	21-25	26-30	31-35	36-40	41-45	46-50	51-55	56-60
I	23 ks	19 ks	14 ks	11 ks	9 ks	7 ks	6 ks	5 ks	5 ks	4 ks	4 ks	4 ks
II	46 ks	38 ks	28 ks	22 ks	18 ks	14 ks	12 ks	10 ks	10 ks			
III	69 ks	57 ks	42 ks	33 ks	27 ks	21 ks						
IV	92 ks	76 ks	56 ks	44 ks								
V	115 ks	95 ks	70 ks									
VI	138 ks	114 ks										
VII	161 ks	133 ks										
VIII	184 ks											
IX	207 ks											

Product: Cable tray MERKUR 2

Manufacturer: ARKYS Ltd., Podstránska 1, 627 00 Brno

Specifications:

Material - steel or stainless steel wire AISI 304 "A2"

Surface finish [finish] - cold galvanized

- hot zinc dipped by dipping

- stainless AISI 304 "A2"

Load capacity - according to CSN EN 61 537ed.2

Use:

MERKUR 2 Cable mesh trays are designed for the assembly of high current cable tracks for light circuits and motive current distribution, low current circuits, measuring and control systems as well as for other media.

Specification:

Length - 2000 mm

Width - 250 mm

Sidewall height - 100 mm

OK Dimensions - 50x100 mm

Double crossbeam - wire Ø 4,0 mm

Runner - wire Ø 4,0 mm

Upper edge - wire Ø 4,0 mm

Certification [www.arkys.cz]:

ES Declaration of Conformity

Certificate Declaration of performance of construction product MERKUR 2

Certificate of product

Compliance certificate GOST R authorizing imports and installations of the M2 system on the territory of the Russian Federation

Load test protocol

Test Protocol of Electric Continuity according to ČSN EN 61537 ed.2 čl. 11.1

Test of freezeproof

Protocol of the EMC test

Test the effects of salt mist according to ČSN 34 5791-2-11:1992+Z1:2000

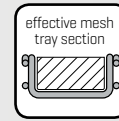
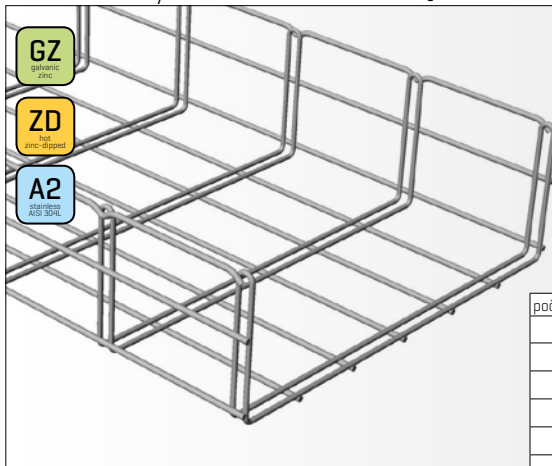
Fire classification certificates - P 90-R a PH 120-R according to ZP 27/2008 PAVUS a.s.

E 90 according to DIN 4102-12:1998-11

PS 90 according to STN 92 0205:2012

kabelový žlab M2 300/100

↔ 300 mm | ↓ 100 mm | ↔ 2000 mm | 📦 4,1 kg



$$S_{ef} = 19\,420 \text{ mm}^2$$

počet vrstev	průměr kabelů [mm]											
	do 10	11-12	13-16	17-20	21-25	26-30	31-35	36-40	41-45	46-50	51-55	56-60
I	28 ks	24 ks	18 ks	14 ks	11 ks	9 ks	8 ks	7 ks	6 ks	5 ks	5 ks	4 ks
II	56 ks	48 ks	36 ks	28 ks	22 ks	18 ks	16 ks	14 ks	12 ks			
III	84 ks	72 ks	54 ks	42 ks	33 ks	27 ks						
IV	112 ks	96 ks	72 ks	56 ks								
V	140 ks	120 ks	90 ks									
VI	168 ks	144 ks										
VII	196 ks	168 ks										
VIII	224 ks											
IX	252 ks											

Product: Cable tray MERKUR 2

Manufacturer: ARKYS Ltd., Podstranska 1, 627 00 Brno

Specifications:

Material - steel or stainless steel wire AISI 304 "A2"

Surface finish [finish] - cold galvanized

- hot zinc dipped by dipping

- stainless AISI 304 "A2"

Load capacity - according to CSN EN 61 537ed.2

Use:

MERKUR 2 Cable mesh trays are designed for the assembly of high current cable tracks for light circuits and motive current distribution, low current circuits, measuring and control systems as well as for other media.

Specification:

Length - 2000 mm

Width - 300 mm

Sidewall height - 100 mm

OK Dimensions - 50x100 mm

Double crossbeam - wire Ø 4,0 mm

Runner - wire Ø 4,0 mm

Upper edge - wire Ø 4,0 mm

Certification [www.arkys.cz]:

ES Declaration of Conformity

Certificate Declaration of performance of construction product MERKUR 2

Certificate of product

Compliance certificate GOST R authorizing imports and installations of the M2 system on the territory of the Russian Federation

Load test protocol

Test Protocol of Electric Continuity according to ČSN EN 61537 ed.2 čl. 11.1

Test of freezeproof

Protocol of the EMC test

Test the effects of salt mist according to ČSN 34 5791-2-11:1992+Z1:2000

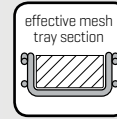
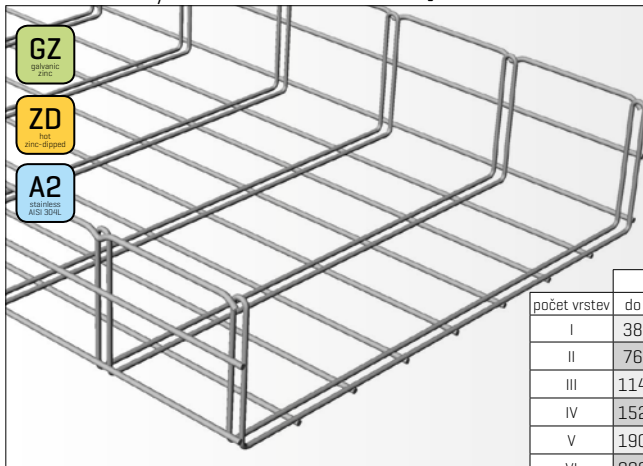
Fire classification certificates - P 90-R a PH 120-R according to ZP 27/2008 PAVUS a.s.

E 90 according to DIN 4102-12:1998-11

PS 90 according to STN 92 0205:2012

kabelový žlab M2 400/100

| ↔ 400 mm | ↓ 100 mm | ↔ 2000mm | 📦 4,9 kg |



$$S_{ef} = 26\,070 \text{ mm}^2$$

počet vrstev	průměr kabelů [mm]											
	do 10	11-12	13-16	17-20	21-25	26-30	31-35	36-40	41-45	46-50	51-55	56-60
I	38 ks	32 ks	24 ks	19 ks	15 ks	13 ks	11 ks	9 ks	8 ks	7 ks	7 ks	6 ks
II	76 ks	64 ks	48 ks	38 ks	30 ks	26 ks	22 ks	18 ks	16 ks			
III	114 ks	96 ks	72 ks	57 ks	45 ks	39 ks						
IV	152 ks	128 ks	96 ks	76 ks								
V	190 ks	160 ks	120 ks									
VI	228 ks	192 ks										
VII	266 ks	224 ks										
VIII	304 ks											
IX	342 ks											

Product: Cable tray MERKUR 2

Manufacturer: ARKYS Ltd., Podstranska 1, 627 00 Brno

Specifications:

Material - steel or stainless steel wire AISI 304 "A2"

Surface finish [finish] - cold galvanized

- hot zinc dipped by dipping

- stainless AISI 304 "A2"

Load capacity - according to CSN EN 61 537ed.2

Use:

MERKUR 2 Cable mesh trays are designed for the assembly of high current cable tracks for light circuits and motive current distribution, low current circuits, measuring and control systems as well as for other media.

Specification:

Length - 2000 mm

Width - 400 mm

Sidewall height - 100 mm

OK Dimensions - 50x100 mm

Double crossbeam - wire Ø 4,0 mm

Runner - wire Ø 4,0 mm

Upper edge - wire Ø 4,0 mm

Certification [www.arkys.cz]:

ES Declaration of Conformity

Certificate Declaration of performance of construction product MERKUR 2

Certificate of product

Compliance certificate GOST R authorizing imports and installations of the M2 system on the territory of the Russian Federation

Load test protocol

Test Protocol of Electric Continuity according to ČSN EN 61537 ed.2 čl. 11.1

Test of freezeproof

Protocol of the EMC test

Test the effects of salt mist according to ČSN 34 5791-2-11:1992+Z1:2000

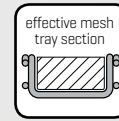
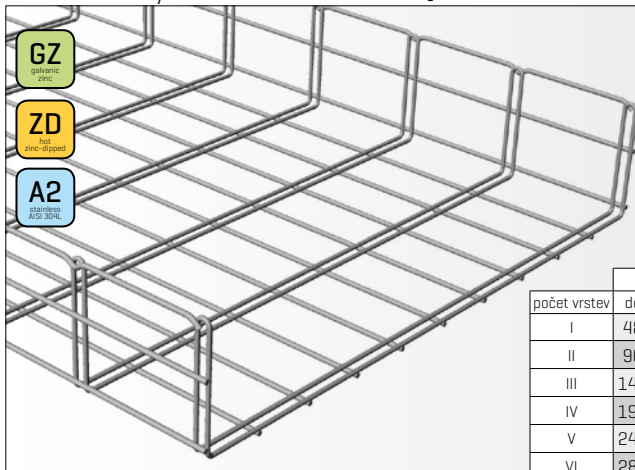
Fire classification certificates - P 90-R a PH 120-R according to ZP 27/2008 PAVUS a.s.

E 90 according to DIN 4102-12:1998-11

PS 90 according to STN 92 0205:2012

kabelový žlab M2 500/100

| ↔ 500 mm | ↓ 100 mm | ↔ 2000mm | 📦 5,7 kg |



$$S_{ef} = 32\,740 \text{ mm}^2$$

počet vrstev	průměr kabelů [mm]											
	do 10	11-12	13-16	17-20	21-25	26-30	31-35	36-40	41-45	46-50	51-55	56-60
I	48 ks	40 ks	30 ks	24 ks	19 ks	16 ks	14 ks	12 ks	10 ks	9 ks	8 ks	8 ks
II	96 ks	80 ks	60 ks	48 ks	38 ks	32 ks	28 ks	24 ks	20 ks			
III	144 ks	120 ks	90 ks	72 ks	57 ks	48 ks						
IV	192 ks	160 ks	120 ks	96 ks								
V	240 ks	200 ks	150 ks									
VI	288 ks	240 ks										
VII	336 ks	280 ks										
VIII	384 ks											
IX	432 ks											

Product: Cable tray MERKUR 2

Manufacturer: ARKYS Ltd., Podstranska 1, 627 00 Brno

Specifications:

Material - steel or stainless steel wire AISI 304 "A2"

Surface finish [finish] - cold galvanized

- hot zinc dipped by dipping

- stainless AISI 304 "A2"

Load capacity - according to CSN EN 61 537ed.2

Use:

MERKUR 2 Cable mesh trays are designed for the assembly of high current cable tracks for light circuits and motive current distribution, low current circuits, measuring and control systems as well as for other media.

Specification:

Length - 2000 mm

Width - 500 mm

Sidewall height - 100 mm

OK Dimensions - 50x100 mm

Double crossbeam - wire Ø 4,0 mm

Runner - wire Ø 4,0 mm

Upper edge - wire Ø 4,0 mm

Certification [www.arkys.cz]:

ES Declaration of Conformity

Certificate Declaration of performance of construction product MERKUR 2

Certificate of product

Compliance certificate GOST R authorizing imports and installations of the M2 system on the territory of the Russian Federation

Load test protocol

Test Protocol of Electric Continuity according to ČSN EN 61537 ed.2 čl. 11.1

Test of freezeproof

Protocol of the EMC test

Test the effects of salt mist according to ČSN 34 5791-2-11:1992+Z1:2000

Fire classification certificates - P 90-R a PH 120-R according to ZP 27/2008 PAVUS a.s.

E 90 according to DIN 4102-12:1998-11

PS 90 according to STN 92 0205:2012

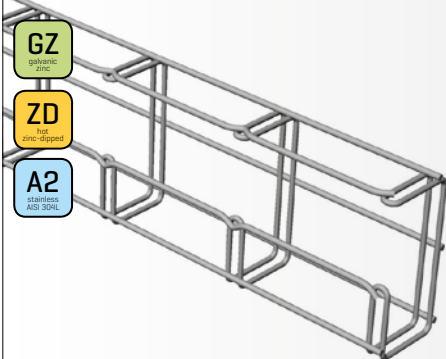
kabelový žlab M2 50/100 G

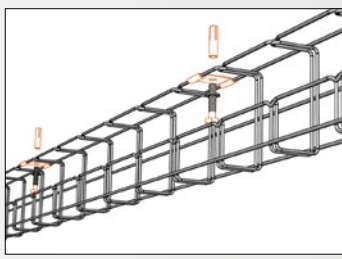
↔ 50 mm | ↓ 100 mm | ↔ 2000mm | 📦 2,0 kg


GZ
galvanized zinc


ZD
hot zinc-dipped

A2
stainless AISI 304









S_{ef} = 1 320 mm²

počet vrstev	průměr kabelů [mm]											
	do 10	11-12	13-16	17-20	21-25	26-30	31-35	36-40	41-45	46-50	51-55	56-60
I	4 ks	3 ks	2 ks	2 ks	1 ks	1 ks	1 ks	1 ks	x	x	x	x
II	8 ks	6 ks	4 ks	4 ks	2 ks							
III	12 ks	9 ks										
IV	16 ks											

Product: Cable tray MERKUR 2

Manufacturer: ARKYS Ltd., Podstranska 1, 627 00 Brno

Specifications:

Material - steel or stainless steel wire AISI 304 "A2"

Surface finish [finish] - cold galvanized

- hot zinc dipped by dipping

- stainless AISI 304 "A2"

Load capacity - according to CSN EN 61 537ed.2

Use:

MERKUR 2 Cable mesh trays are designed for the assembly of high current cable tracks for light circuits and motive current distribution, low current circuits, measuring and control systems as well as for other media.

Specification:

Length - 2000 mm

Width - 50 mm

Sidewall height - 100 mm

OK Dimensions - 50x100 mm

Double crossbeam - wire Ø 3,5 mm

Runner - wire Ø 4,0 mm

Upper edge - wire Ø 4,0 mm

Certification [www.arkys.cz]:

ES Declaration of Conformity

Certificate Declaration of performance of construction product MERKUR 2

Certificate of product

Compliance certificate GOST R authorizing imports and installations of the M2 system on the territory of the Russian Federation

Load test protocol

Test Protocol of Electric Continuity according to ČSN EN 61537 ed.2 čl. 11.1

Test of freezeproof

Protocol of the EMC test

Test the effects of salt mist according to ČSN 34 5791-2-11:1992+Z1:2000

Fire classification certificates - P 90-R a PH 120-R according to ZP 27/2008 PAVUS a.s.

E 90 according to DIN 4102-12:1998-11

PS 90 according to STN 92 0205:2012

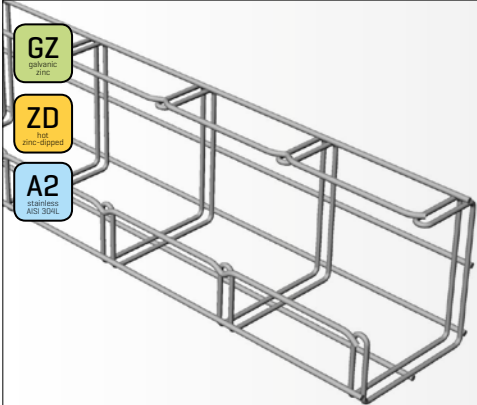
kabelový žlab M2 100/100 G

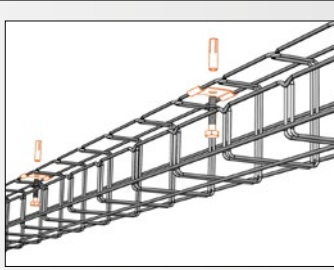
↔ 100 mm | ↓ 100 mm | ↔ 2000mm | 📦 2,3 kg


GZ
galvanic zinc


ZD
hot zinc dipped

A2
stainless AISI 304









$S_{ef} = 6120 \text{ mm}^2$

počet vrstev	průměr kabelů [mm]											
	do 10	11-12	13-16	17-20	21-25	26-30	31-35	36-40	41-45	46-50	51-55	56-60
I	9 ks	7 ks	5 ks	4 ks	3 ks	3 ks	2 ks	2 ks	2 ks	1 ks	1 ks	1 ks
II	18 ks	14 ks	10 ks	8 ks	6 ks	6 ks	4 ks	4 ks	4 ks			
III	27 ks	21 ks	15 ks	12 ks	9 ks	9 ks						
IV	36 ks	28 ks	20 ks	16 ks								
V	45 ks	35 ks	25 ks									
VI	54 ks	42 ks										
VII	63 ks	49 ks										
VIII	72 ks											
IX	81 ks											

Product: Cable tray MERKUR 2

Manufacturer: ARKYS Ltd., Podstránská 1, 627 00 Brno

Specifications:

Material - steel or stainless steel wire AISI 304 "A2"

Surface finish [finish] - cold galvanized

- hot zinc dipped by dipping

- stainless AISI 304 "A2"

Load capacity - according to CSN EN 61.537ed.2

Use:

MERKUR 2 Cable mesh trays are designed for the assembly of high current cable tracks for light circuits and motive current distribution, low current circuits, measuring and control systems as well as for other media.

Specification:

Length - 2000 mm

Width - 100 mm

Sidewall height - 100 mm

OK Dimensions - 50x100 mm

Double crossbeam - wire Ø 3,5 mm

Runner - wire Ø 4,0 mm

Upper edge - wire Ø 4,0 mm

Certification [www.arkys.cz]:

ES Declaration of Conformity

Certificate Declaration of performance of construction product MERKUR 2

Certificate of product

Compliance certificate GOST R authorizing imports and installations of the M2 system on the territory of the Russian Federation

Load test protocol

Test Protocol of Electric Continuity according to ČSN EN 61537 ed.2 čl. 11.1

Test of freezeproof

Protocol of the EMC test

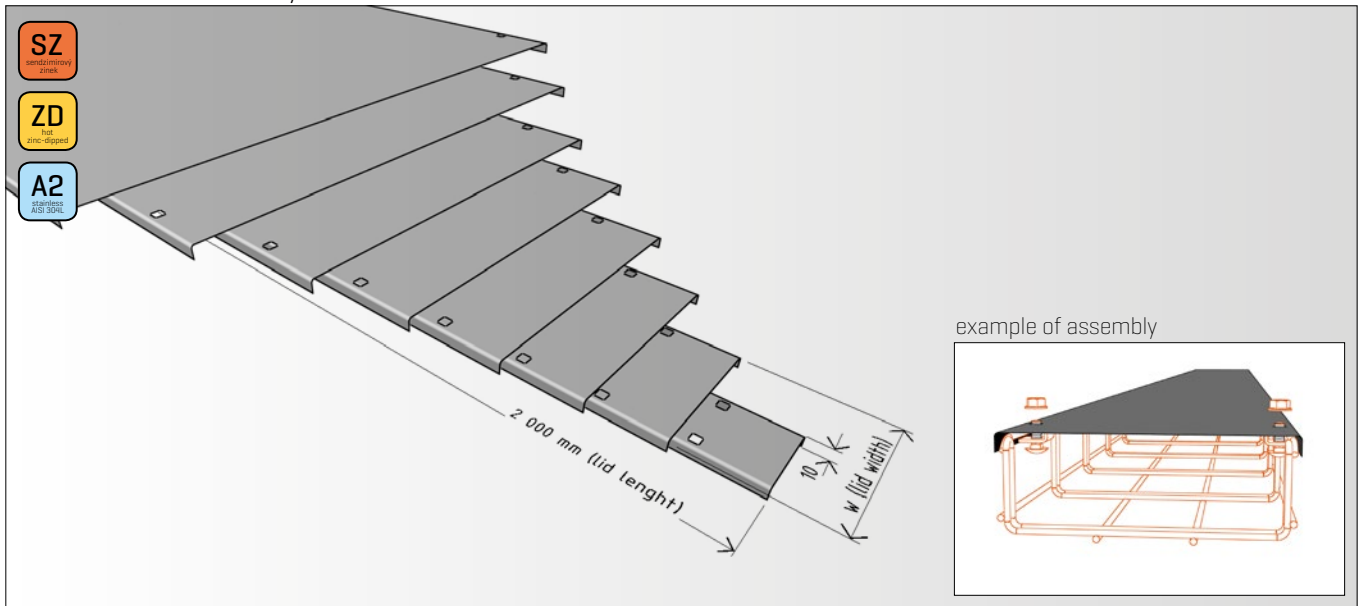
Test the effects of salt mist according to ČSN 34 5791-2-11:1992+Z1:2000

Fire classification certificates - P 90-R a PH 120-R according to ZP 27/2008 PAVUS a.s.

E 90 according to DIN 4102-12:1998-11

PS 90 according to STN 92 0205:2012

VZM mesh tray cover



Product: VZM mesh tray cover

Manufacturer: ARKYS Ltd., Podstranská 1, 627 00 Brno

Specifications:

Material - steel or stainless steel wire AISI 304 "A2"

Surface finish [finish] - cold galvanized

- hot zinc dipped by dipping
- stainless AISI 304 "A2"

Use:

The VZM-series covers are used to cover the cable track to protect it against potential mechanical damage of the cables, as well as for outdoor protection against UV radiation.

Covers are fastened to mesh trays by means of SVM 1 couplings.

Specification:

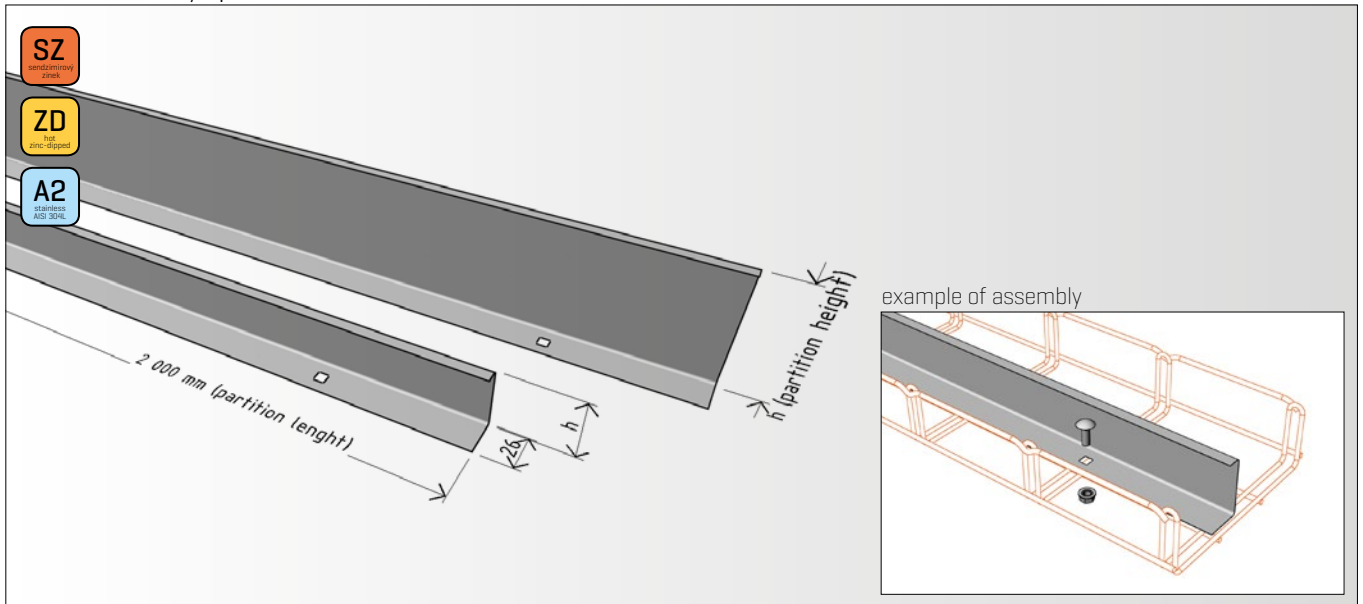
Length - 2 000 mm

Width of cover - 61 - 511 mm [for cable mesh trays w. 50-500 mm]

Sheet thickness- 0,55 - 1,5 mm [according to size of cable tray and surface finish]

Size of the fixing holes - 7 x 7 mm

KPZM tray partition



Product: KPZM tray partition for Cable mesh trays

Manufacturer: ARKYS Ltd., Podstránská 1, 627 00 Brno

Specifications:

Material - steel or stainless steel wire AISI 304 "A2"

Povrchová úprava [provedení] - sendzímírově zinkováno

- žárově pozinkováno ponorem

- nerez AISI 304 "A2"

Use:

The KPZM series partitions are used to divide the mesh tray into sections, e.g. to separate high current from low current circuits, or just for a clear arrangement of the track.

Partitions are fastened to mesh trays by means of the connecting set SPM 1.

Specification:

Length - 2 000 mm

Width of partition - 43 - 93 mm [for cable mesh trays with sidewall height 50 and 100 mm]

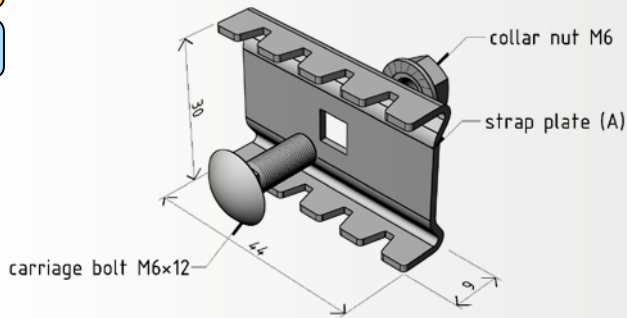
Sheet thickness - 0,8 - 1,0 mm [according to surface finish]

Size of the fixing holes - 7 x 7 mm

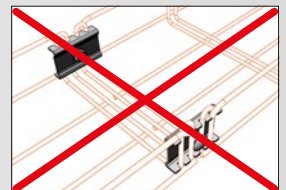
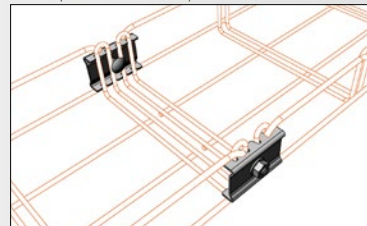
SZM 1 tray coupling



komponenty na obrázku jsou součástí balení



example of assembly



Product: SZM 1 tray coupling for MERKUR 2 wire mesh cable trays

Manufacturer: ARKYS Ltd., Podstránská 1, 627 00 Brno

Specifications:

Material of strap plates [A] – steel or stainless steel sheet AISI 304 "A2"

Povrchová úprava [provedení] příložky [A] - galvanicky pozinkováno
 - žárově pozinkováno ponorem
 - nerez AISI 304 „A2"

Surface finish of the carriage bolt and collar nut – cold galvanized, geomet 500 or stainless steel AISI 304m „A2"

Popis spojky:

The coupling set consists of the body - a strap plate [A], carriage bolt M6x12 and collar nut M6.

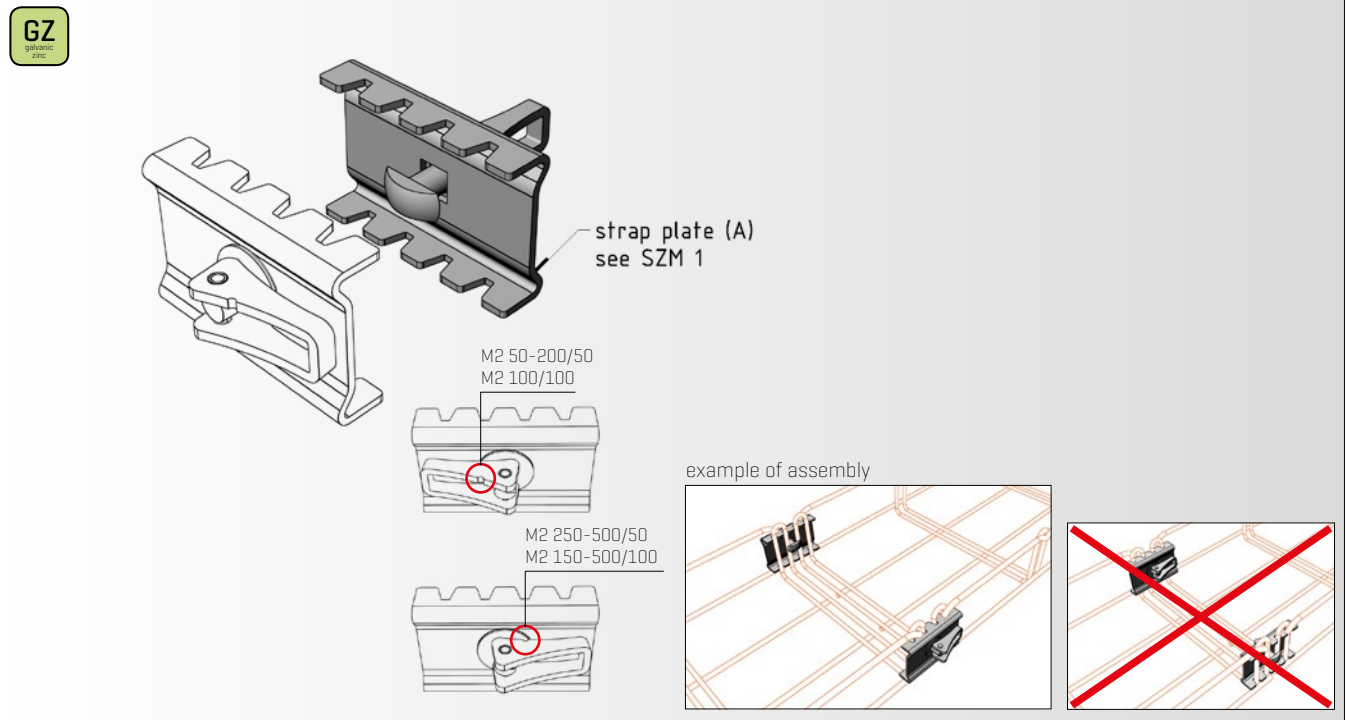
Use:

The SZM 1 mesh tray coupling is the general splice of the MERKUR 2 system.

The SZM 1 coupling is convenient from the view of the Continuity according to ČSN EN 61537 ed.2 čl. 11.1.

SZM 1-R tray coupling | boltless coupling for fast assembly

components shown in the figure are included in the package



Product: SZM 1-R tray coupling / boltless coupling for fast assembly

Manufacturer: ARKYS Ltd., Podstránská 1, 627 00 Brno

Technical features:

Material of strap plates [A] – steel sheet

Surface finish [finish] of strap plates [A] – cold galvanized

Surface finish [finish] of the clamping mechanism – cold galvanized

Popis spojky:

The coupling set consists of the body - a strap plate [A] and clamping mechanism.

Use:

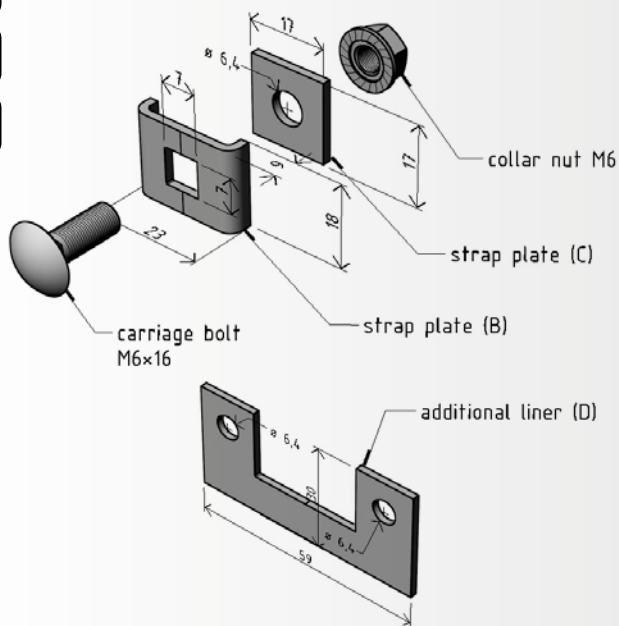
SZM 1-R is a boltless quick coupling element, enabling to install the M2 system in an even shorter time and more comfortably.

SZM 4 profile coupling

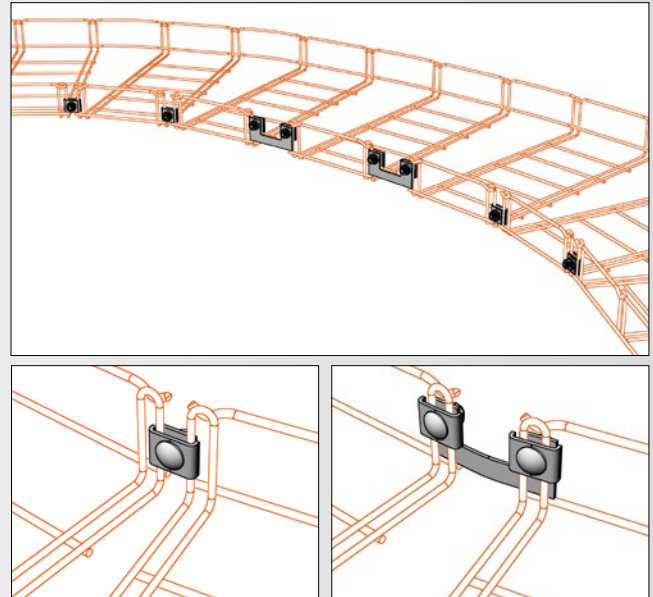


components shown in the figure are included in the package

- GZ**
galvanized zinc
- ZD**
hot zinc dipping
- A2**
stainless steel AISI 304L



example of assembly



Product: SZM 4 profile coupling for MERKUR 2 wire mesh cable trays

Manufacturer: ARKYS Ltd., Podstránská 1, 627 00 Brno

Technical features:

Material of strap plates [B], [C] and [D] – steel or stainless steel sheet AISI 304 "A2"

- Surface finish [finish] of strap plates [B], [C] and [D] – cold galvanized
- hot zinc dipped by dipping
 - stainless AISI 304 "A2"

Surface finish of the carriage bolt and collar nut – cold galvanized, geomet 500 or stainless steel AISI 304m „A2”.

Description:

The coupling set consists of of strap plate B, the main liner, the liners C and D, the carriage bolt M6x16 and collar nut M6.

Use:

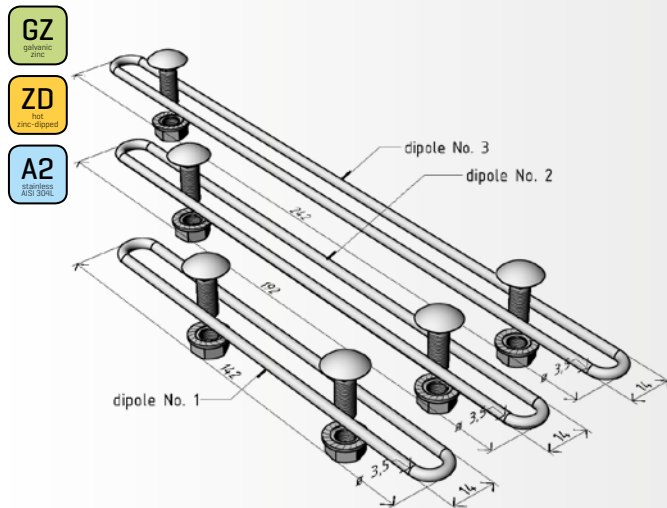
The SZM 4 coupling is used to form elbows, T-pieces, mesh tray crossings and other branches, as needed on the cable track.

The SZM 4 coupling is convenient from the view of the Continuity according to ČSN EN 61537 ed.2 čl. 11.1.

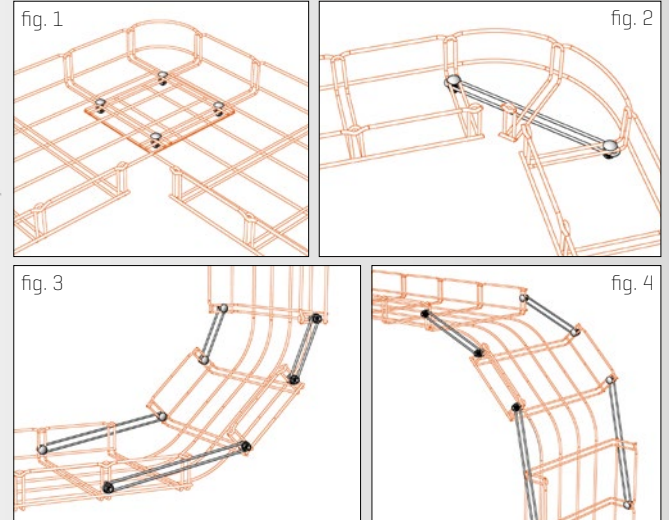
TSM 50-100 profile set



components shown in the figure are included in the package



example of assembly



Product: TSM 50-100 profile set for MERKUR 2 wire mesh cable trays

Manufacturer: ARKYS Ltd., Podstránská 1, 627 00 Brno

Technical features:

Material – steel or stainless steel wire Ø3,5mm, AISI 304 "A2"

Surface finish [finish] – cold galvanized

- hot zinc dipped by dipping
- stainless AISI 304 "A2"

Surface finish of the carriage bolt and collar nut – cold galvanized, geomet 500 or stainless steel AISI 304m „A2”.

Description:

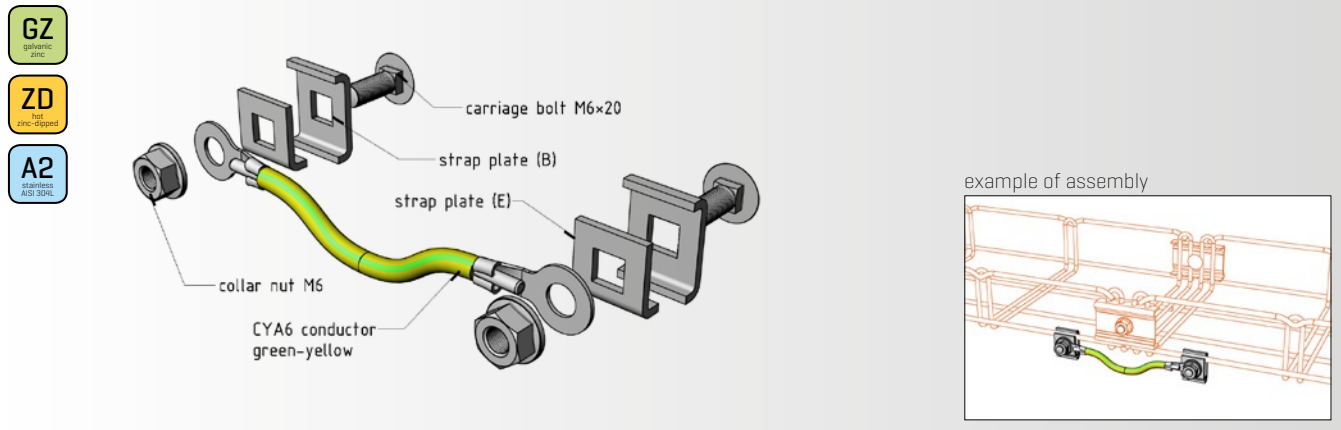
The TSM 50-100 profile set consists of Dipoles No. 1, 2, 3, carriage bolt M6x12 and collar nut M6.

Use:

It is used predominantly for shaping MERKUR 2 mesh trays. It serves for shaping inner and outer elbows.

SUM 1 grounding connector

components shown in the figure are included in the package



Product: SUM 1 grounding connector for MERKUR 2 wire mesh cable trays

Manufacturer: ARKYS Ltd., Podstranska 1, 627 00 Brno

Specifications:

Material of strap plates [B] and [E] – steel or stainless steel sheet AISI 304 "A2"

Surface finish [finish] of strap plates [B] and [E] – cold galvanized

- hot zinc dipped by dipping
- stainless AISI 304 "A2"

Surface finish of the carriage bolt and collar nut – cold galvanized, geomet 500 or stainless steel AISI 304m „A2”.

Description:

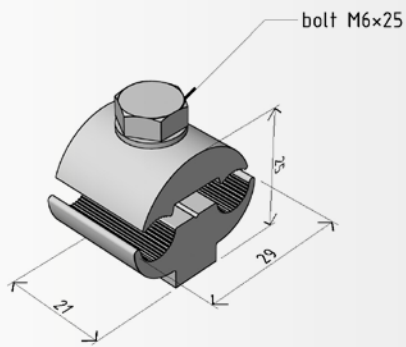
Connector set consists of conductor CYA 6 zž [length 200 mm], 2x strap plates [B], 2x additional liners [E], 2 pcs of carriage bolts M6x20 and 2 pcs of nuts M6.

Use:

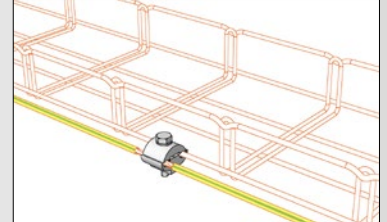
The connector SUM 1 serves for supplementary conductive connections between the mesh trays when implementing cable tracks in environments with high corrosion aggressiveness.

SVZM 1 grounding connector

components shown in the figure are included in the package



example of assembly



Product: SVZM 1 grounding connector for MERKUR 2 wire mesh cable trays

Manufacturer: ARKYS Ltd., Podstranska 1, 627 00 Brno

Technical features:

Material - brass

Surface finish of the bolt and nut - cold galvanized or stainless steel AISI 304m „A2”

Description:

The connector SVZM 2 consists of two opposite brass parts (internal thread in the bottom) and the bolt 6x16 with washer M6. The diameter of the clamp for the conductor is up to 25 mm².

Use:

In case of request to ground a cable route (inclusion to equipotential ground network), the connector should be installed every 5-10 metres to cable tray. It also serves for fixing of the ground wire.

The cross-section is determined by planner or realization company.

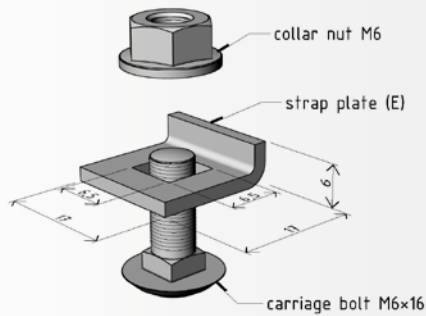
SVM 1 cover joint

components shown in the figure are included in the package

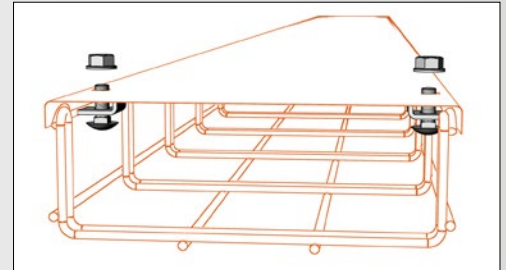
GZ
galvanic
zinc

ZD
hot
zinc dipping

A2
stainless
AISI 304



example of assembly



Product: SVM 1 cover joint for MERKUR 2 wire mesh cable trays

Manufacturer: ARKYS Ltd., Podstranská 1, 627 00 Brno

Technical features:

Material of strap plate [E] – steel or stainless steel sheet AISI 304 "A2"

Surface finish [finish] of strap plate [E] – cold galvanized

- hot zinc dipped by dipping

- stainless AISI 304 "A2"

Surface finish of the carriage bolt and collar nut – cold galvanized, geomet 500 or stainless steel AISI 304m „A2”.

Description:

The joint set consists of a liner with border [E], a carriage bolt M6x16 and a collar nut M6.

Use:

The joint SVM 1 serves for fastening the mesh tray covers VZM 50 – 500.

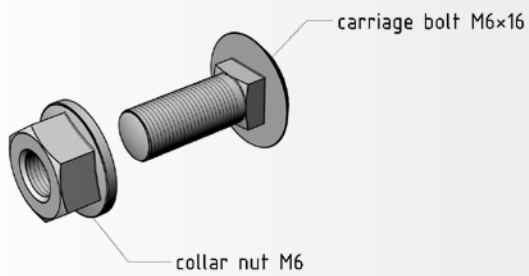
SPM 1 connecting set for dividers

components shown in the figure are included in the package

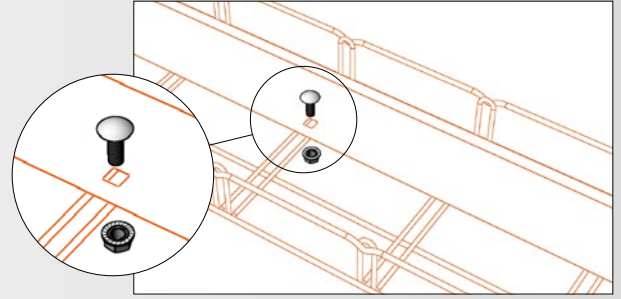
GZ
galvanized
zinc

G5
geomet 500

A2
stainless
AISI 304m



example of assembly



Product: SPM 1 connecting set for dividers of MERKUR 2 cable trays

Manufacturer: ARKYS Ltd., Podstránská 1, 627 00 Brno

Technical features:

Surface finish of the carriage bolt and collar nut – cold galvanized, geomet 500 or stainless steel AISI 304m „A2”.

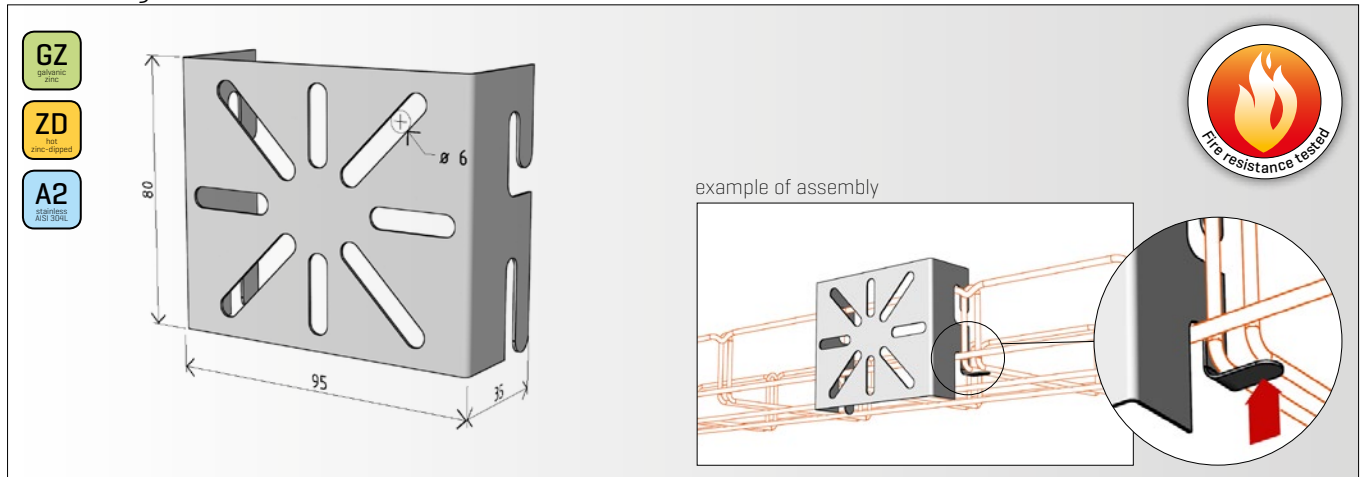
Description:

The connecting set consists of a carriage bolt M6x16 and a collar nut M6.

Use:

The SPM 1 connecting set is designed for fixing of KPZM 50 and 100 dividers to MERKUR 2 cable trays.

DZM 1 junction box holder



Product: DZM 1 junction box holder1

Manufacturer: ARKYS Ltd., Podstránská 1, 627 00 Brno

Technical features:

Material – steel or stainless steel sheet AISI 304 "A2"

Surface finish [finish] – cold galvanized

- hot zinc dipped by dipping
- stainless AISI 304 "A2"

Use:

The DZM 1 box holder serves to attach distribution boxes and other elements (sockets, switches, etc.) directly to the cable track.

Specifications:

Width – 95 mm

Height – 80 mm

Depth – 35 mm

Sheet thickness – 1,0 mm

Load capacity:

5 kg

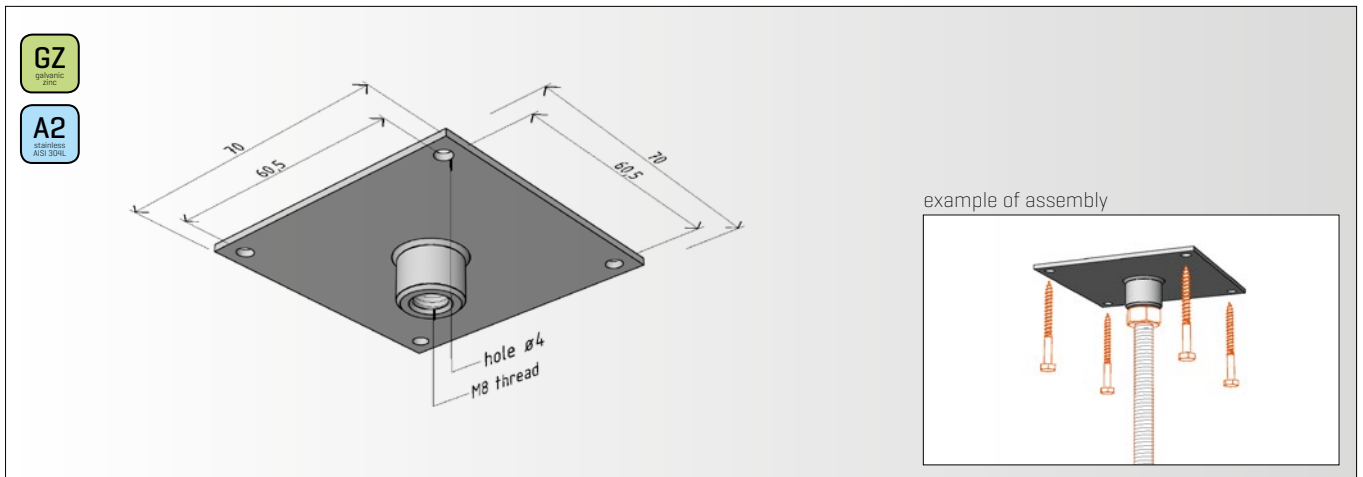
Note: The declared load capacity depends on the professional assembly and correct anchor technique [use of appropriate anchoring elements according to actual application].

Description:

The DZM 1 junction box holder is provided with tongues on the sides for fixation a cable tray by flexion one of tongues.

It is also provided with mounting holes on the front side of holder, which is designed for smooth fixing of distribution boxes and other elements.

DZM 2 holder of threaded rod



Product: DZM 2 holder of threaded rod

Manufacturer: ARKYS Ltd., Podstránská 1, 627 00 Brno

Technical features:

Material – steel or stainless steel sheet AISI 304 “A2”

Surface finish [finish] – cold galvanized

– stainless AISI 304 “A2”

Use:

The DZM 2 holder serves for spatial assemblies, anchoring threaded rods M8 to the ceiling (wooden, hourdis, etc.), or under any horizontal part of a building where metal dowels into concrete cannot be used.

Specifications of base:

Outside – 70x70 mm

Sheet thickness – 2,0 mm

Load capacity:

5 kg

Note: The declared load capacity depends on the professional assembly and correct anchor technique [use of appropriate anchoring elements according to actual application].

Description:

The holder is designed of a square base, which is provided with 4 fixing holes \varnothing 4 mm for the bolts and with the element, which is provided with the internal thread M8, which is designed for screwing/fixing of the threaded rod.

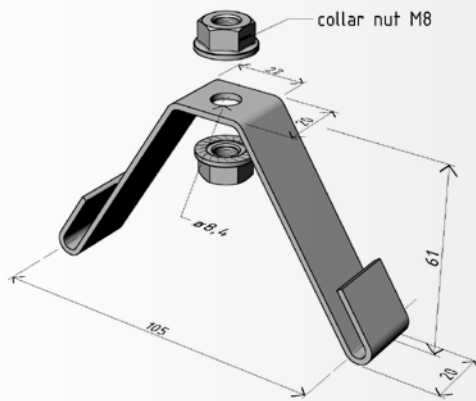
DZM 3/100 mesh tray holder

components shown in the figure are included in the package

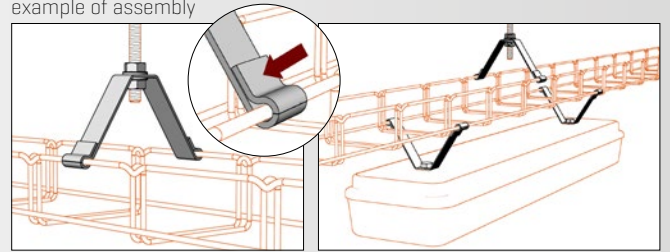
GZ
galvanized
zinc

ZD
zinc
dipped

A2
stainless
AISI 304



example of assembly



Product: DZM 3/100 mesh tray holder

Manufacturer: ARKYS Ltd., Podstránská 1, 627 00 Brno

Technical features:

Material – steel or stainless steel sheet AISI 304 "A2"

Surface finish [finish] – cold galvanized

– hot zinc dipped by dipping

– stainless AISI 304 "A2"

Surface finish of collar nuts – cold galvanized, geomet 500 or stainless AISI 304 "A2"

Use:

The DZM 3/100 ceiling bracket serves for suspending 100 mm mesh trays from M8 threaded rods.

It can also serve as a bearing element for the installation of various types of light fittings.

Specifications:

Width – 105 mm

Height – 61 mm

Depth – 20 mm

Sheet thickness – 2,0 mm

Load capacity:

50 kg

Note: The declared load capacity depends on the professional assembly and correct anchor technique [use of appropriate anchoring elements according to actual application].

Description:

The V-shaped holder is provided with folds on the both sides for fixing to the cable tray [the fixation is done by pressing]. In the upper part of the holder is hole \varnothing 8,4 mm, which is designed for threaded rod M8.

2 pcs collar nuts M8 are included in the package of holder.

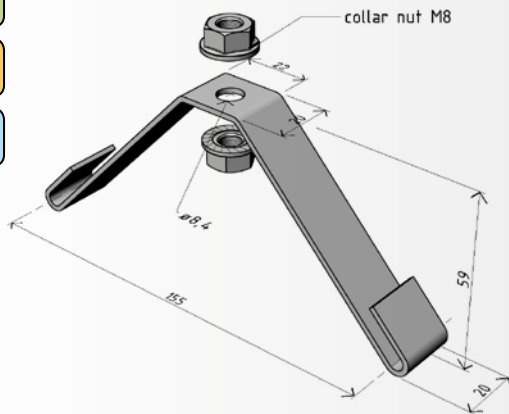
DZM 3/150 mesh tray holder

components shown in the figure are included in the package

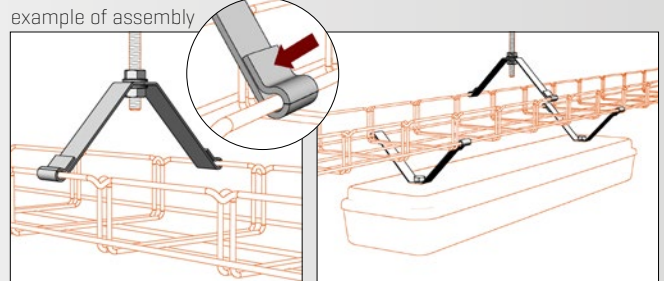
GZ
galvanized
zinc

ZD
zinc
dipped

A2
stainless
AISI 304



example of assembly



Product: DZM 3/150 mesh tray holder

Manufacturer: ARKYS Ltd., Podstránská 1, 627 00 Brno

Technical features:

Material – steel or stainless steel sheet AISI 304 "A2"

Surface finish [finish] – cold galvanized
– hot zinc dipped by dipping
2 stainless AISI 304 "A2"

Surface finish of collar nuts – cold galvanized, geomet 500 or stainless AISI 304 "A2"

Use:

The DZM 3/150 ceiling bracket serves for suspending 150 mm mesh trays from M8 threaded rods.

It can also serve as a bearing element for the installation of various types of light fittings.

Specifications:

Width – 155 mm

Height – 59 mm

Depth – 20 mm

Sheet thickness – 2,0 mm

Load capacity:

50 kg

Note: The declared load capacity depends on the professional assembly and correct anchor technique [use of appropriate anchoring elements according to actual application].

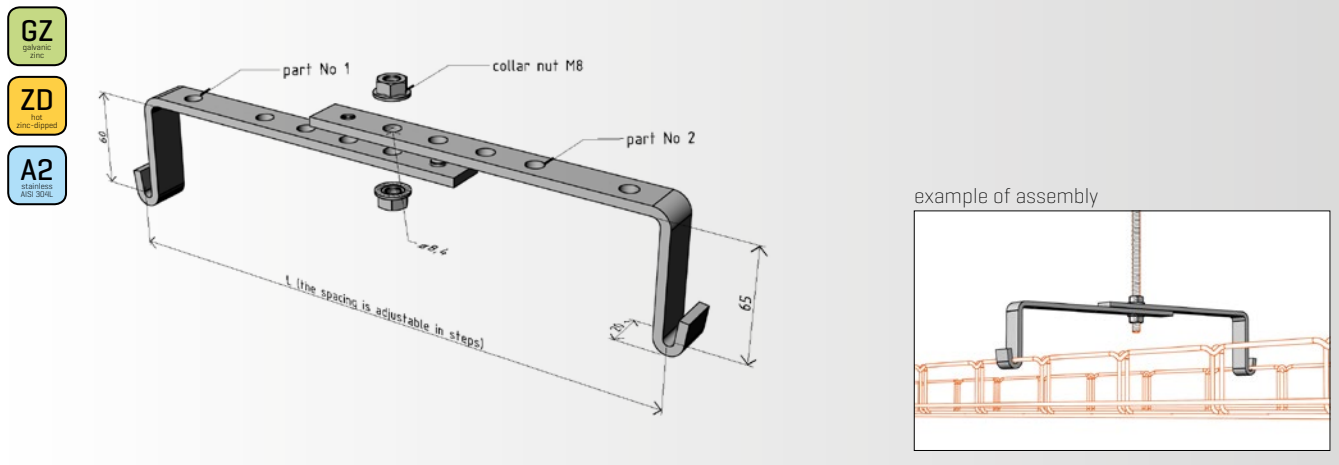
Description:

The V-shaped holder is provided with folds on the both sides for fixing to the cable tray [the fixation is done by pressing]. In the upper part of the holder is hole \varnothing 8,4 mm, which is designed for threaded rod M8.

2 pcs collar nuts M8 are included in the package of holder.

DZM 4 adjustable mesh tray holder

components shown in the figure are included in the package



Product: DZM 4 adjustable mesh tray holder

Manufacturer: ARKYS Ltd., Podstránská 1, 627 00 Brno

Technical features:

Material – steel or stainless steel sheet AISI 304 "A2"

Surface finish [finish] – cold galvanized

– hot zinc dipped by dipping

– stainless AISI 304 "A2"

Surface finish of collar nuts – cold galvanized, geomet 500 or stainless AISI 304 "A2."

Use:

The DZM 4 ceiling bracket serves for suspending 200 - 300 mm width mesh trays from M8 threaded rods.

Specifications:

Width – 200, 250 and 300 mm with locking [stepped adjustable]

Height – 65 mm

Depth – 20 mm

Sheet thickness – 5,0 mm

Load capacity:

80 kg

Note: The declared load capacity depends on the professional assembly and correct anchor technique [use of appropriate anchoring elements according to actual application].

Description:

The U-shaped holder with adjustable height is provided with bends for fixing to the mesh tray. In the upper part of the holder is hole \varnothing 8,4 mm, which is designed for threaded rod M8.

2 pcs collar nuts M8 are included in the package of holder.

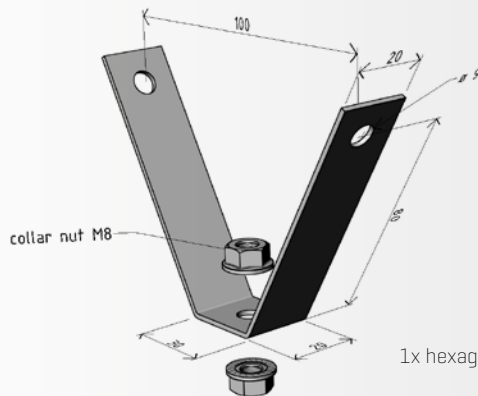
DZM 5 trapezoidal holder of threaded rod

components shown in the figure are included in the package


GZ
galvanic zinc

ZD
hot zinc dipped

A2
stainless AISI 304



example of assembly



Applied connecting elements:
1x hexagonal head screw M8x100 - 140
1x nut M8
1x washer M8

Product: DZM 5 trapezoidal holder of threaded rod

Manufacturer: ARKYS Ltd., Podstránská 1, 627 00 Brno

Technical features:

Material – steel or stainless steel sheet AISI 304 "A2"

Surface finish [finish] – cold galvanized

– hot zinc dipped by dipping

– stainless AISI 304 "A2"

Surface finish of collar nuts – cold galvanized, geomet 500 or stainless AISI 304 "A2".

Use:

The DZM 5 holder serves to anchor M8 threaded rods in roofs and soffits with trapezoidal metal sheet cladding.

Specifications:

Height – 80 mm

Depth – 20 mm

Sheet thickness – 2,0 mm

Load capacity:

100 kg

Note: The declared load capacity depends on the professional assembly and correct anchor technique [use of appropriate anchoring elements according to actual application].

Description:

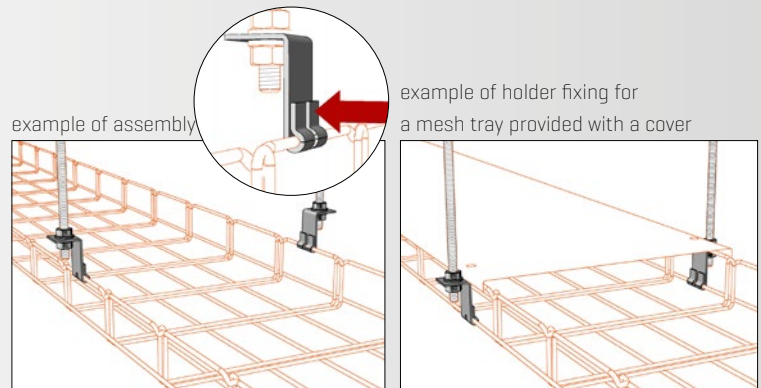
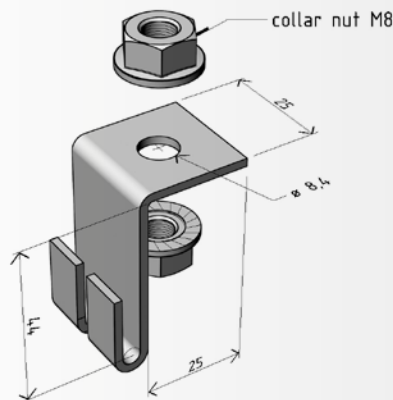
The V-shaped holder is provided with holes \varnothing 9,0 mm on the both sides for fixing to the trapezoidal metal sheet by help of bolt, nut and washers [length of the bolt depends on width waves of trapezoidal metal sheet].

In the bottom is hole \varnothing 8,4 mm, which is designed for fixing to threaded rod M8.

2 pcs collar nuts M8 for fixing of threaded rod to holder are included in the package of holder.

DZM 6 mesh tray holder

components shown in the figure are included in the package



Product: DZM 6 mesh tray holder

Manufacturer: ARKYS Ltd., Podstránská 1, 627 00 Brno

Technical features:

Material – steel or stainless steel sheet AISI 304 “A2”

Surface finish [finish] – cold galvanized

– hot zinc dipped by dipping

– stainless AISI 304 “A2”

Surface finish of collar nuts – cold galvanized, geomet 500 or stainless AISI 304 “A2”.

Use:

The DZM 6 holder is used in pairs to suspend cable mesh trays upon M8 threaded rods.

Specifications:

Height – 44 mm

Width – 25 mm

Depth – 25 mm

Sheet thickness – 2,5 mm

Load capacity:

40 kg

Note: The declared load capacity depends on the professional assembly and correct anchor technique [(use of appropriate anchoring elements according to actual application)].

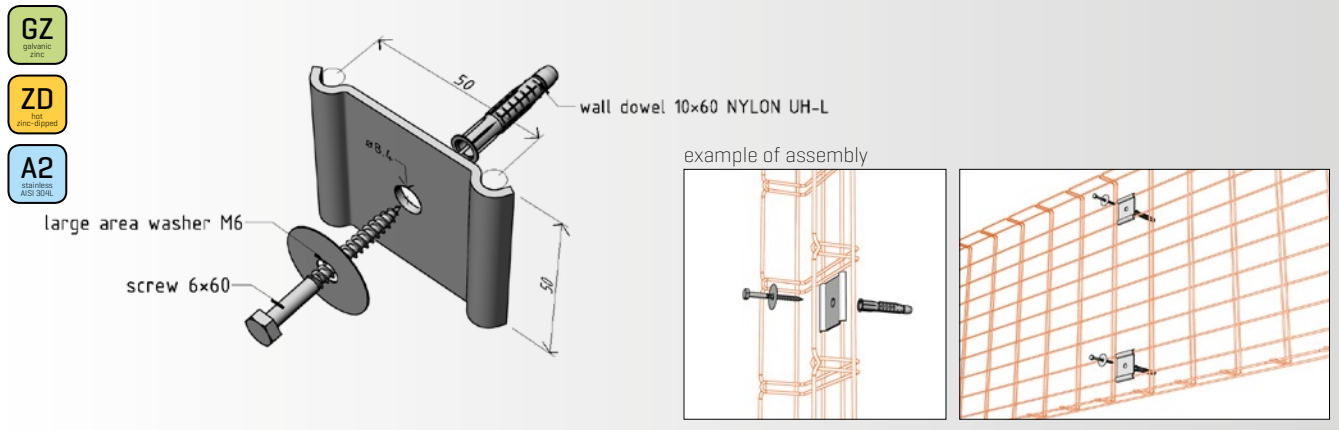
Description:

The L-shaped holder is provided with bend and tongues on the one side for hooking a cable tray and following locking in the holder by flexion of tongues. On the other side, the holder is provided with hole $\varnothing 8,4$ mm for fixing/suspension to the threaded rod M8.

2 pcs collar nuts M8 for fixing of threaded rod to holder are included in the package of holder.

DZM 7 ascending holder

components shown in the figure are included in the package



Product: DZM 7 ascending holder

Manufacturer: ARKYS Ltd., Podstránská 1, 627 00 Brno

Technical features:

Material – steel or stainless steel sheet AISI 304 "A2"

Surface finish [finish] – cold galvanized

- hot zinc dipped by dipping
- stainless AISI 304 "A2"

Surface finish of screw 6x60 – cold galvanized or stainless AISI 304 "A2".

Surface finish of large area washer M6 - cold galvanized or stainless AISI 304 "A2".

Use:

The DZM 7 holder serves to anchor cable mesh trays in horizontal and vertical routes upon the walls. The holder is designed for fixing only on the bottom of the cable tray. It is not designed for trays of width 100 mm.

Specifications:

Height – 50 mm

Width – 50 mm

Sheet thickness – 2,5 mm

Load capacity:

In tension [ceiling mounting] 100 kg

In shear [wall/footrest mounting] 100 kg

Note: The declared load capacity depends on the professional assembly and correct anchor technique [use of appropriate anchoring elements according to actual application].

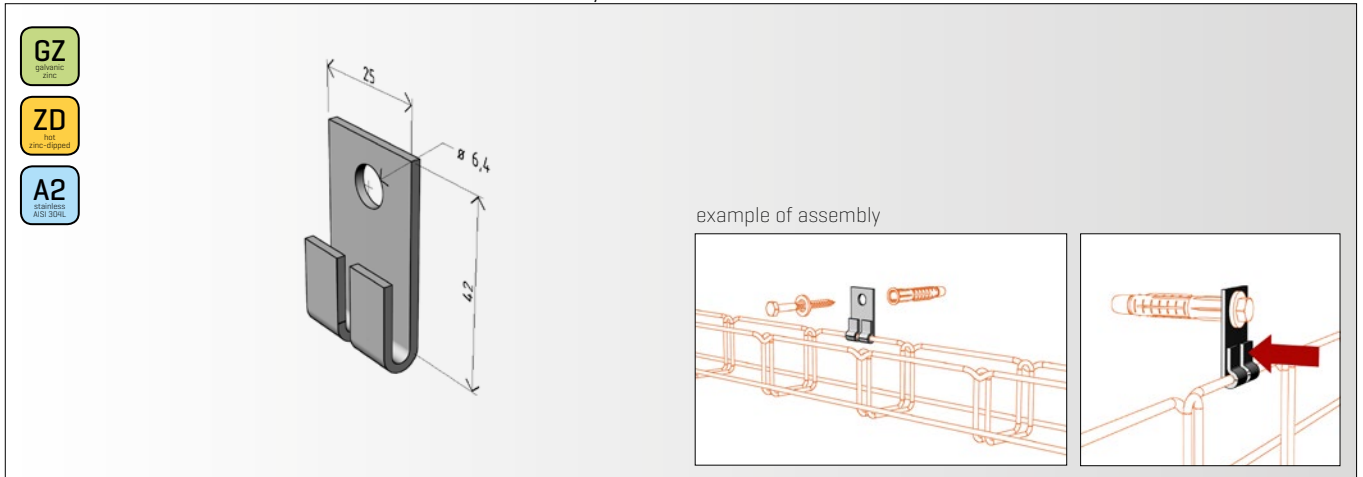
Description:

The DZM 7 is provided with bends, which are designed for the exact placement on the tray's wires.

In the middle is one hole \varnothing 8,4 mm, which is designed for fixing for ceiling or wall mounting by help of the screw.

1 pc screw 6x60, 1 pc large area washer M6 and 1 pc wall dowel NYLON UH-L are included in the package of holder.

DZM 8 wall holder of mesh tray



Product: DZM 8 wall holder of mesh tray

Manufacturer: ARKYS Ltd., Podstránská 1, 627 00 Brno

Technical features:

Material – steel or stainless steel sheet AISI 304 “A2”

Surface finish [finish] – cold galvanized

– hot zinc dipped by dipping

– stainless AISI 304 “A2”

Use:

The DZM 8 holder serves for anchoring cable mesh trays directly into the vertical parts of a building.

The maximum recommended width of the mesh tray is 50 and 100 mm, depending upon the mass loading of the mesh tray.

Specifications:

Height – 42 mm

Width – 25 mm

Sheet thickness – 2,0 mm

Load capacity:

40 kg

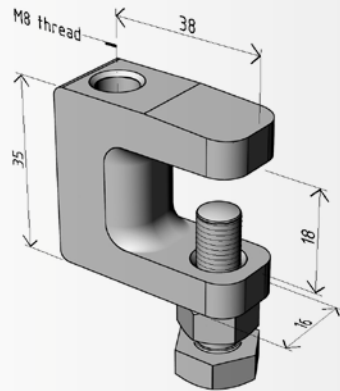
Note: The declared load capacity depends on the professional assembly and correct anchor technique [(use of appropriate anchoring elements according to actual application)].

Description:

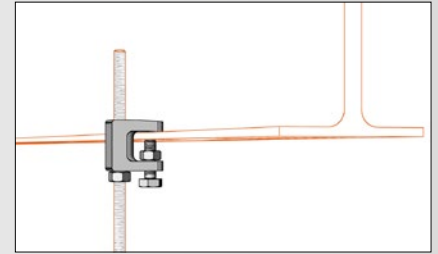
This flat holder is provided with bend and tongues on the one side for hooking a cable tray and following locking in the holder by flexion of tongues. On the other side, the holder is provided with hole \varnothing 8,4 mm for fixing to the wall by help of suitable anchoring technology [it depends on type of building material].

DZM 9 holder of threaded rod

components shown in the figure are included in the package



example of assembly



Product: DZM 9 holder of threaded rod

Manufacturer: ARKYS Ltd., Podstránská 1, 627 00 Brno

Technical features:

Material – tempered cast-iron galvanized

Surface finish of the bolt and nut – cold galvanized

Use:

The DZM 9 holder serves to anchor M8 threaded rods in spatial assembly by suspension on „I” profile.

Specifications:

Height – 35 mm

Width – 38 mm

Clamping extent – 0-18 mm

Load capacity:

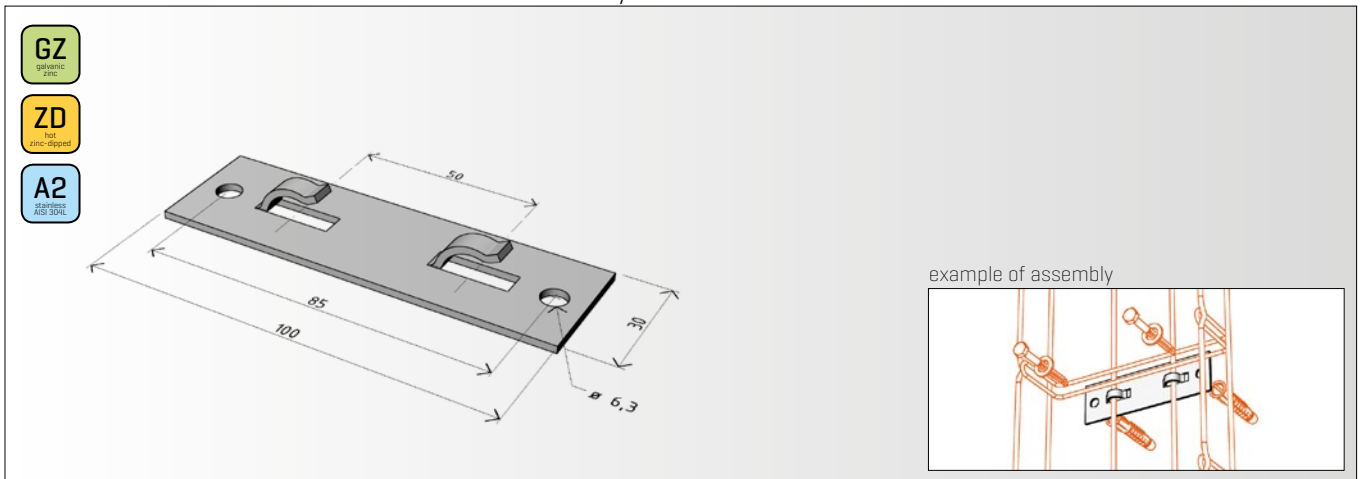
120 kg

Note: The declared load capacity depends on the professional assembly and correct anchor technique [(use of appropriate anchoring elements according to actual application)].

Description:

The C-shaped holder is provided with bolt and nut from the one side, which it designed for locking to „I” profile. The main part contains inner thread M8, which is designed for screwing of the threaded rod to attach another supporting element of MERKUR 2 cable system. We recommend to secure the threaded rod by nut M8 (it is not included in the package).

DZM 10 wall holder of mesh tray



Product: DZM 10 wall holder of mesh tray

Manufacturer: ARKYS Ltd., Podstránská 1, 627 00 Brno

Technical features:

Material – steel or stainless steel sheet AISI 304 “A2”

Surface finish [finish] – cold galvanized

- hot zinc dipped by dipping
- stainless AISI 304 “A2”

Use:

Due to its universality the DZM 10 wall holder can be used in multiple installation types for both vertical and horizontal mounting. It is not technically designed for trays of width 100 mm.

Specifications:

Length – 100 mm

Width – 30 mm

Sheet thickness – 1,5 mm

Load capacity of hooks:

In tension [ceiling mounting] 10 kg

In shear [wall/footrest mounting] 30 kg

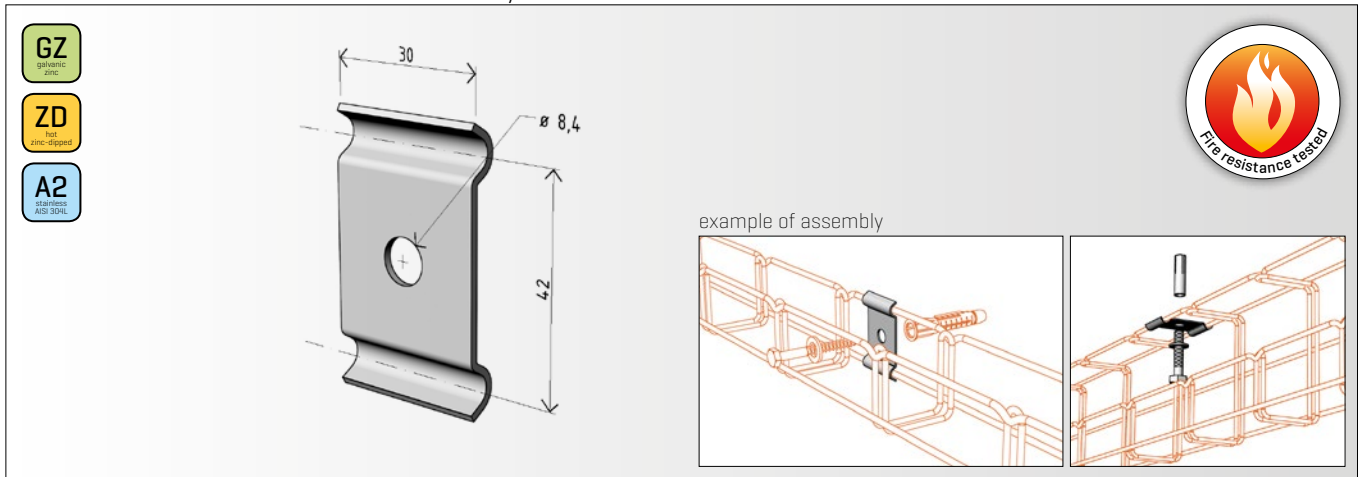
Note: The declared load capacity depends on the professional assembly and correct anchor technique [(use of appropriate anchoring elements according to actual application)].

Description:

The DZM 12 lateral holder of mesh tray is provided with two hooks, which are designed for fixing of Merkur 2 cable trays.

The holder has also holes Ø 6,3 mm from the both sides, which is designed for smooth fixing on the building material.

lateral holder of mesh tray **DZM 12**



Product: DZM 12 lateral holder of mesh tray

Manufacturer: ARKYS Ltd., Podstranska 1, 627 00 Brno

Technical features:

Material – steel or stainless steel sheet AISI 304 “A2”

Surface finish [finish] – cold galvanized

- hot zinc dipped by dipping
- stainless AISI 304 “A2”

Use:

The DZM 12 lateral holder serves for anchoring cable mesh trays of smaller dimensions directly in vertical parts of the construction.

The maximum recommended width of the mesh tray is 100 mm, depending on the mass load of the mesh tray.

Holder DZM 12 is also suitable as anchoring element for cable trays M2 of the „G” type.

Specifications:

Height – 42 mm

Width – 30 mm

Sheet thickness – 2,0 mm

Load capacity:

In tension [ceiling mounting] 100 kg

In shear [wall/footrest mounting] 100 kg

Note: The declared load capacity depends on the professional assembly and correct anchor technique [(use of appropriate anchoring elements according to actual application)].

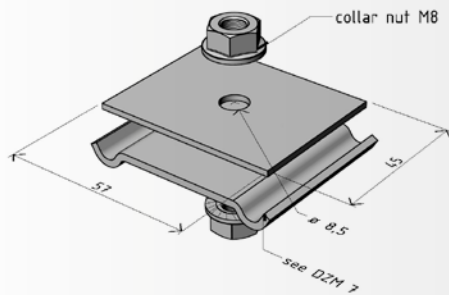
Description:

The DZM 12 lateral holder of mesh tray is provided with bends, which are designed for the exact placement on the tray’s wires.

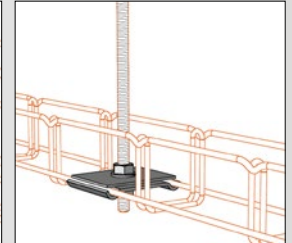
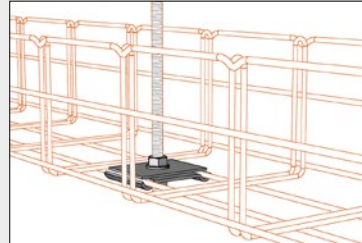
In the middle is one hole Ø 8,4 mm, which is designed for fixing for ceiling or wall mounting by help of the screw.

DZM 13 holder of mesh tray

components shown in the figure are included in the package



example of assembly



Product: DZM 13 holder of mesh tray

Manufacturer: ARKYS Ltd., Podstranska 1, 627 00 Brno

Technical features:

Material – steel or stainless steel sheet AISI 304 "A2"

Surface finish [finish] – cold galvanized

– hot zinc dipped by dipping

– stainless AISI 304 "A2"

Surface finish of the Collar nuts, – cold galvanized, geomet 500 or stainless AISI 304

Use:

The DZM 13 holder is used for cable mesh trays on M8 threaded rods.

This installation is suitable for mesh trays M2 50/50, M2 150/50 and M2 150/100 only.

Specifications:

Length – 57 mm

Height – 45 mm

Sheet thickness – 2,0 mm

Load capacity:

50 kg

Note: The declared load capacity depends on the professional assembly and correct anchor technique [(use of appropriate anchoring elements according to actual application)].

Description:

The DZM 13 holder of mesh tray is composed of two thrust sheet parts, while bottom part has the bends, which are designed for the exact placement on the tray's wires. Together with the upper part it is designed for the locking of the cable trays by help of 2pcs collar nuts. In the middle has both parts of holder a hole \varnothing 8,5 mm, which is designed for fixing to the threaded rod M8.

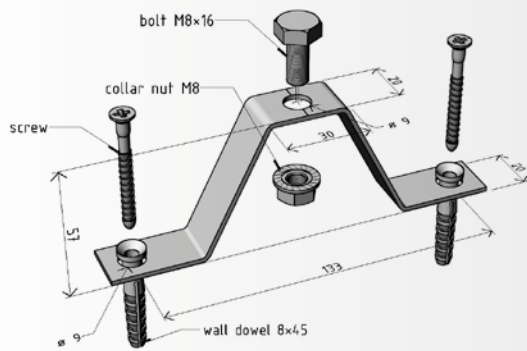
DZM 14 floor holder

components shown in the figure are included in the package

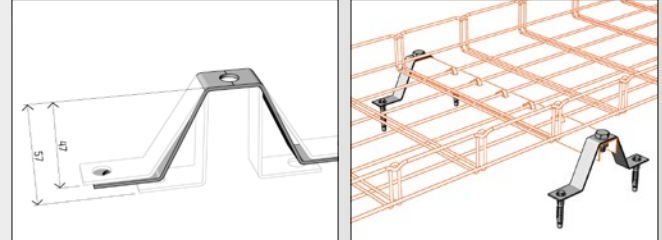
GZ
galvanic
zinc

ZD
hot
zinc dipping

A2
stainless
AISI 304



example of assembly



Product: DZM 14 floor holder

Manufacturer: ARKYS Ltd., Podstránská 1, 627 00 Brno

Technical features:

Material – steel or stainless steel sheet AISI 304 "A2"

Surface finish [finish] – cold galvanized

- hot zinc dipped by dipping
- stainless AISI 304 "A2"

Surface finish of the Collar nuts, bolts and screws – cold galvanized or stainless AISI 304.

Use:

The DZM 14 holder serves in combination with PZM supports for cable track installations in false floors, where is necessary to lift the cable route over the floor and provide smooth air circulation [cooling of cabling].

The height of the pathway can be adjusted to 47 – 57 mm, and namely by widening or narrowing down the anchoring holes.

Specifications:

Length – 133 mm [hole spacing for screws]

Height – 20 mm

Width – 47-57 mm

Sheet thickness – 2,0 mm

Load capacity:

60 kg

Note: The declared load capacity depends on the professional assembly and correct anchor technique [(use of appropriate anchoring elements according to actual application)].

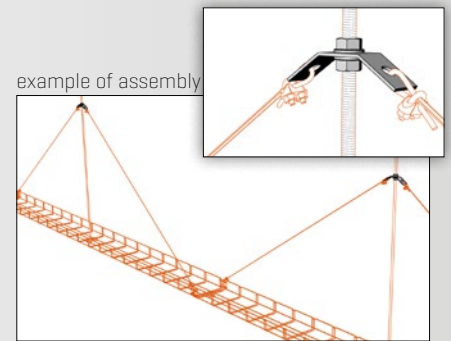
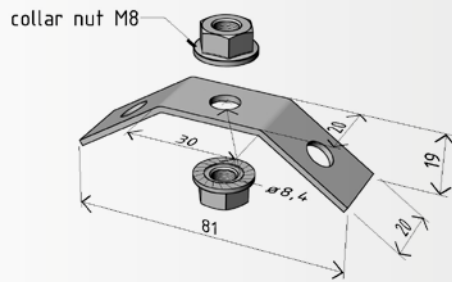
Description:

The DZM 14 floor holder has an holes from the each side [in the base], which is designed for fixing in the floor by help of the wall dowel 8x45 and screws [is included in the package].

In the upper part of the holder is hole \varnothing 9,0 mm, which is designed for fixing of the PZM-series support by help of the bolt M8x16 and collar nuts M8 [for one support are necessary 2 pcs of DZM 14].

DZM 15 suspension ropes holder

components shown in the figure are included in the package



Product: DZM 15 suspension ropes holder

Manufacturer: ARKYS Ltd., Podstranska 1, 627 00 Brno

Technical features:

Material – steel or stainless steel sheet AISI 304 "A2"

Surface finish [finish] – cold galvanized

– hot zinc dipped by dipping

– stainless AISI 304 "A2"

Surface finish of the Collar nuts – cold galvanized or stainless AISI 304.

Use:

DZM 15 holder is used for anchoring of suspension rope to threaded rod. It is designed for rope suspension in places where it is necessary to cross space without possibility of direct anchoring to soffit.

Specifications:

Length – 81 mm

Height – 20 mm

Width - 19 mm

Sheet thickness – 2,0 mm

Load capacity:

150 kg

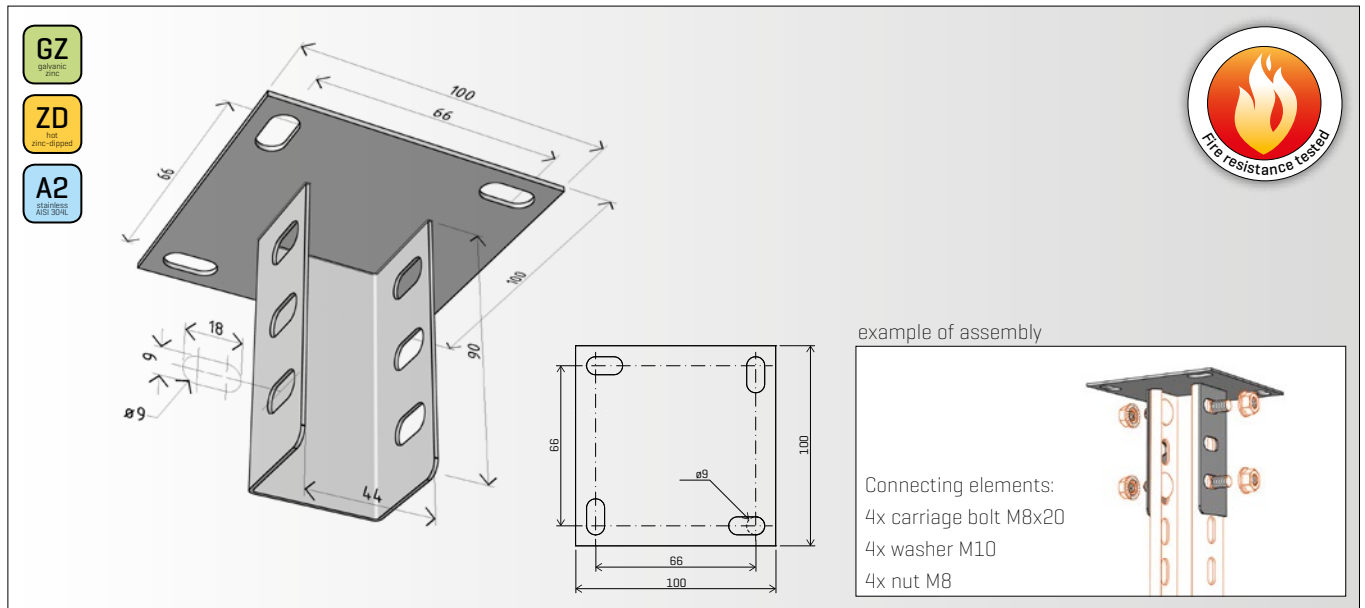
Note: The declared load capacity depends on the professional assembly and correct anchor technique [(use of appropriate anchoring elements according to actual application)].

Description:

The DZM 15 suspension ropes holder has an holes $\varnothing 8,4$ mm from the each side for fixing of the steel wires [is not included in the package].

In the upper part of the holder is hole $\varnothing 8,4$ mm, which is designed for fixing to the threaded rod M8 by help of 2 pcs of collar nuts M8 [is included in the package].

DZM STP strut holder



Product: DZM STP strut holder

Manufacturer: ARKYS Ltd., Podstranska 1, 627 00 Brno

Technical features:

Material – steel or stainless steel sheet AISI 304 "A2"

Surface finish [finish] – cold galvanized

- hot zinc dipped by dipping
- stainless AISI 304 "A2"

Use:

The DZM STP strut holder serves for anchoring STPM spatial installation struts under the horizontal building structures.

If case be, the holder can be turned by 180° and used as a floor bracket. This combination also may be used as slant anchoring to the open footrest or as extended boom.

Specifications:

Base width – 100x100 mm

Height – 91,5 mm

Sheet thickness – 1,5 mm

Sizes of oval holes – 18x9 mm

Load capacity in tension:

250 kg

Note: The declared load capacity depends on the professional assembly and correct anchor technique [(use of appropriate anchoring elements according to actual application)].

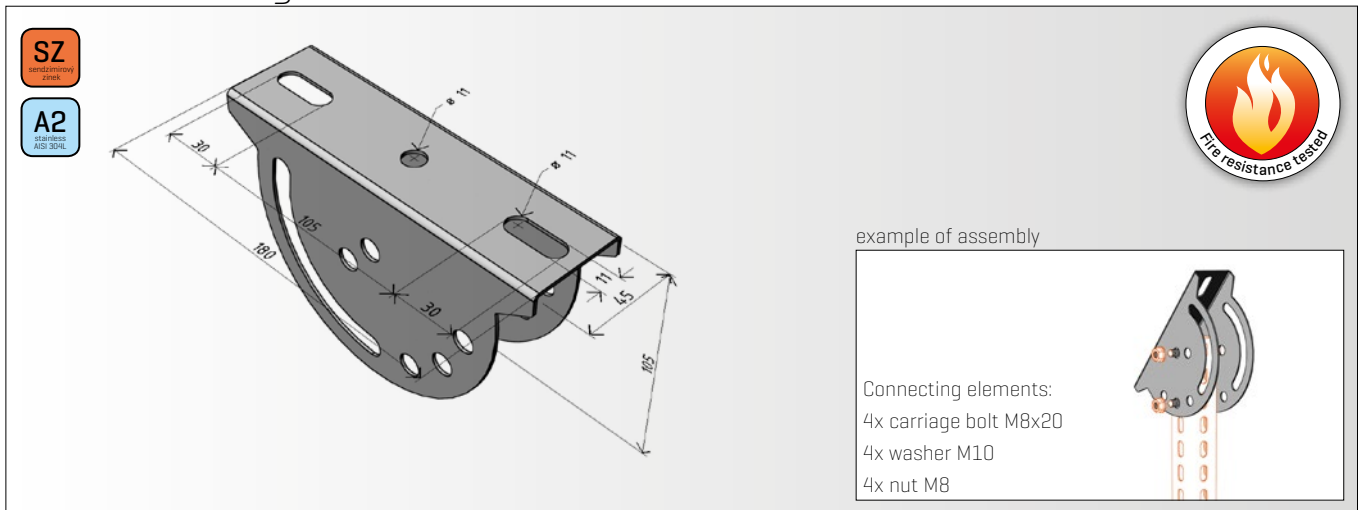
Description:

The DZM STPU angular strut holder has a square base, where are the holes for anchoring of the building foundations help of bolts M8.

To this base is welded the element with oval holes, which are using 4 pcs carriage bolts M8x20, 4 pcs washers M10 and 4 pcs nuts M8 for fixing of STPM-series struts.

The nuts, washers and bolts are not included in the package of the DZM STP strut holder.

DZM STPU angular strut holder



Product: DZM STPU angular strut holder

Manufacturer: ARKYS Ltd., Podstranska 1, 627 00 Brno

Technical features:

Material – steel or stainless steel sheet AISI 304 “A2”

Surface finish [finish] – sendzimir zinc coated
 – stainless AISI 304 “A2”

Use:

DZM STPU holder is used for anchoring STPM struts of spatial mounting under horizontal constructions. If case be, the holder can be turned by 180° and used as a floor bracket. It also allows compensate an angular difference between slant and horizontal plane. This combination also may be used as slant anchoring to the open footrest or as extended boom.

Specifications:

Base – 180x45 mm

Height – 114 mm

Sheet thickness – 2,0 mm

Side holes - Ø 10,5 mm

Arched hole – 30x10,5 mm

Load capacity in tension:

150 kg

Note: The declared load capacity depends on the professional assembly and correct anchor technique [(use of appropriate anchoring elements according to actual application)].

Description:

The DZM STPU angular strut holder has a rectangular base, where are the holes for anchoring of the building foundations help of bolts M8. Semicircular sides has a several holes including long cut it used for fixing of STPM-series struts in different positions for compesation of angular difference between slant and horizontal plane.

The STPM-series strut is fixed to the angular strut holder using of 4 pcs carriage bolts M8x20, 4 pcs washers M10 and 4 pcs nuts M8.

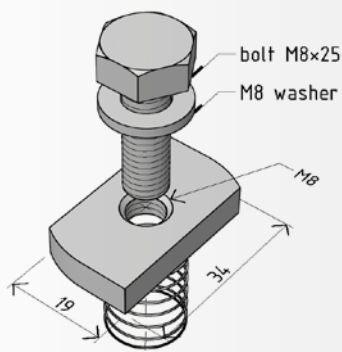
The nuts, washers and bolts are not included in the package of the DZM STPU andular strut holder.

MSM rectangular nut

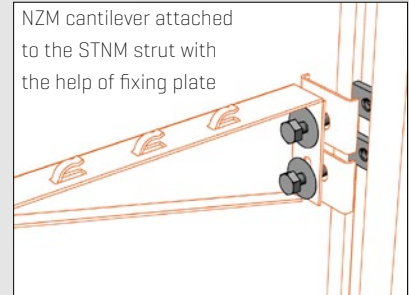
components shown in the figure are included in the package

GZ
galvanic zinc

A2
stainless AISI 304



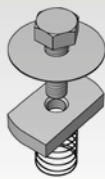
example of assembly



NZM cantilever attached to the STNM strut with the help of fixing plate

MSM/M6 rectangular nut

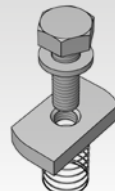
components shown in the figure are included in the package



Intended for cantilevers of 50, 100, 150, and 200 sizes.

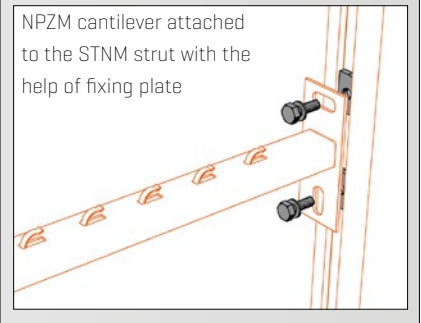
MSM/M8 rectangular nut

components shown in the figure are included in the package



Intended for cantilevers of 250, 300, 400 and 500 sizes

NPZM cantilever attached to the STNM strut with the help of fixing plate



Product: MSM rectangular nut

Manufacturer: ARKYS Ltd., Podstránská 1, 627 00 Brno

Technical features:

Material – galvanized malleable iron

Surface finish of the bolt and washer – cold galvanized and stainless AISI 304

Use:

The rectangular MSM nut serves for anchoring cantilevers to the struts in combination with the fixing plate PVM.

It is unnecessary with NPZM cantilevers due to its sturdy base.

Specifications:

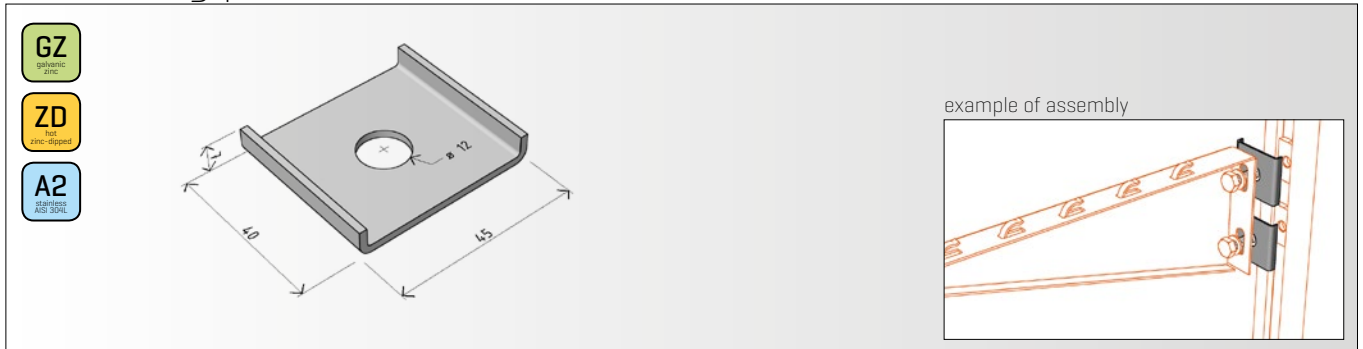
34x19 mm

Description:

The MSM rectangular nut includes the spring, which serves for the locking of nut in the STNM-series strut. It also prevents to falling out of the spring and it allows a smooth scrolling inside of the strut.

The Bolt M8x25 and washer M8 [MSM M8] or bolt M6x25 with large area washer M6 [MSM M6] are included in the package of the MSM rectangular nut. The bolts are designed for fixing of NZM-series cantilevers.

PVM fixing plate



Product: PVM fixing plate

Manufacturer: ARKYS Ltd., Podstranska 1, 627 00 Brno

Technical features:

Material – steel or stainless steel sheet AISI 304 "A2"

Surface finish [finish] – cold galvanized

- hot zinc dipped by dipping
- stainless AISI 304 "A2"

Use:

PVM fixing plates serve for centring the NZM cantilevers when anchoring them to the strut.

In NPZM-series cantilevers is not necessary to use it because of robust base of this cantilevers.

Specifications:

45x40 mm

Hem height – 7 mm

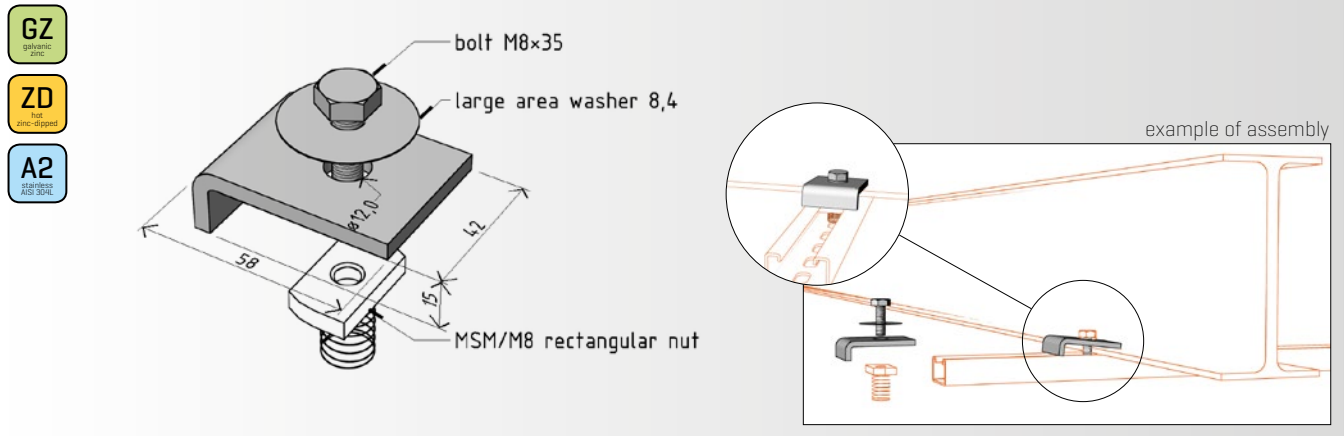
Sheet thickness – 2 mm

Description:

The PVM fixing plate has hems, which prevent the expansion of the STNM-series strut after the tightening of the MSM's bolt. Besides it also use as NZM-series cantilever's centering. In the middle of the fixing plate is hole Ø 12 mm for MSM's bolt.

PIM fixing plate to I profile

components shown in the figure are included in the package mimo matice MSM/M8



Product: PIM fixing plate to I profile

Manufacturer: ARKYS Ltd., Podstranska 1, 627 00 Brno

Technical features:

Material – steel or stainless steel sheet AISI 304 "A2"

Surface finish [finish] – cold galvanized

– hot zinc dipped by dipping

– stainless AISI 304 "A2"

Surface finish of the bolt and washer – cold galvanized and stainless AISI 304.

Use:

The PIM fixing plate for I profiles, combined with rectangular nut MSM/M8, serves for attaching I-profile cantilevers to the struts, the maximum section of the I-beam being 15 mm.

Specifications:

58x42 mm

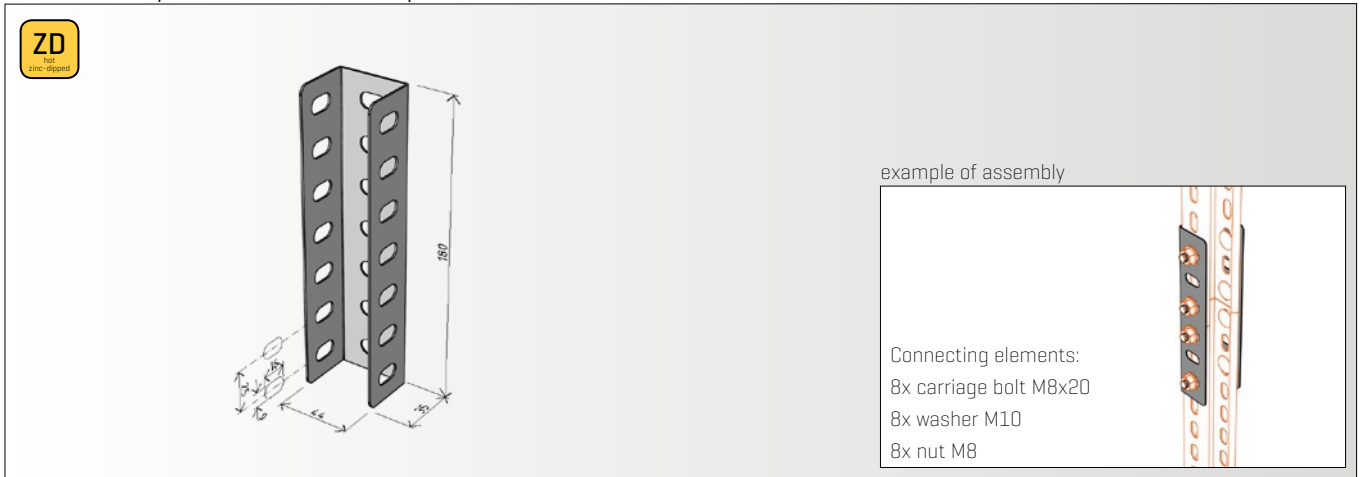
Hem height – 15 mm

Sheet thickness – 5 mm

Description:

The Bolt M8x35 and large area washer M8 are included in the package of the PIM fixing plate. The MSM/M8 rectangular nut is not included in the package.

SSPM spatial strut splice



Product: SSPM spatial strut splice

Manufacturer: ARKYS Ltd., Podstranská 1, 627 00 Brno

Technical features:

Material – steel sheet

Surface finish – hot zinc dipped

Use:

The SSPM slice serves for joining two spatial struts STPM using of 8 pcs carriage bolt M8x20, 8 pcs washer M10 and 8 pcs nut M8.

Specifications:

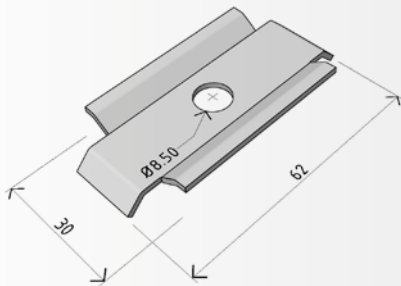
Length – 180 mm

Width – 44 mm

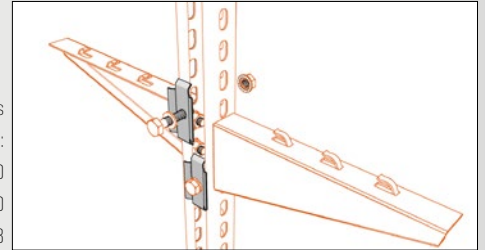
Sheet thickness – 1,5 mm

Size of oval holes – 16x9 mm

SVSM stabilizing plate of strut



example of assembly



Connecting elements
for one SVSM setting:
1x bolt M8x50
1x washer M10
1x collared nut M8

Product: SVSM stabilizing plate of strut

Manufacturer: ARKYS Ltd., Podstranska 1, 627 00 Brno

Technical features:

Material – steel sheet

Surface finish – cold galvanized

Use:

SVSM stabilizing plate of strut is used for reinforcing of open profile of STPM strut in place of anchoring the cantilever in installations with functional integrity. For cantilevers with small base [NZM 50-200] one piece is used. For cantilevers with higher base [NZM 250-500] always in pair. Correctly installed stabilizing setting will prevent sideboard of the strut from bending inwards under the pressure of loaded cantilever.

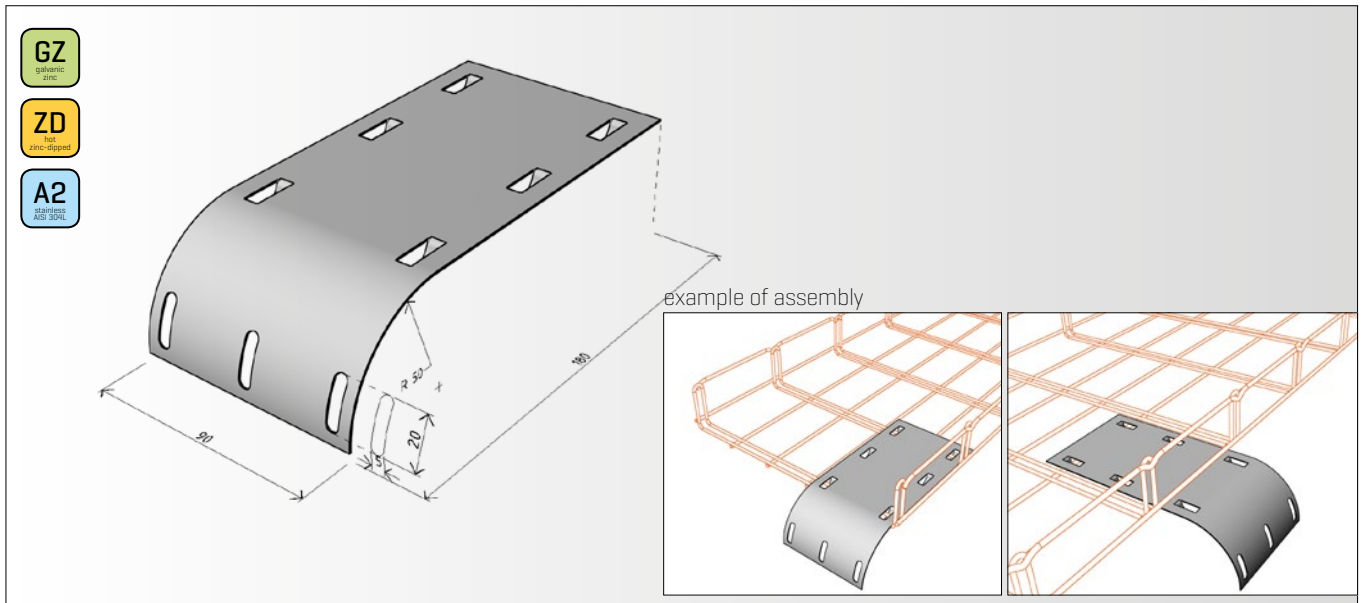
Specifications:

Length – 62 mm

Width – 30 mm

Sheet thickness – 2,0 mm

KSM Cable chute



Product: Cable chute KSM

Manufacturer: ARKYS Ltd., Podstranská 1, 627 00 Brno

Technical features:

Material – steel or stainless steel sheet AISI 304 "A2"

Surface finish [finish] – cold galvanized

- hot zinc dipped by dipping
- stainless AISI 304 "A2"

Use:

The cable chute KSM is used to guide the cable bunch safely out of the tray. It protects the cabling against mechanical damage, while ensuring the minimum bending radius of the cables (it is not applicable for 50/50 cable trays in the longitudinal direction). It is useful especially for weak current installation of data metallic and optical cables.

Specifications:

190x90 mm

Bend – R 50

Sheet thickness – 1,0 mm

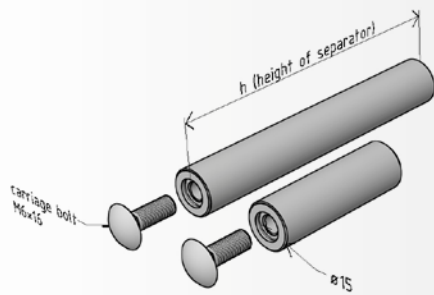
Size of 3 holes in the end of the bend – 19x6 mm

Description:

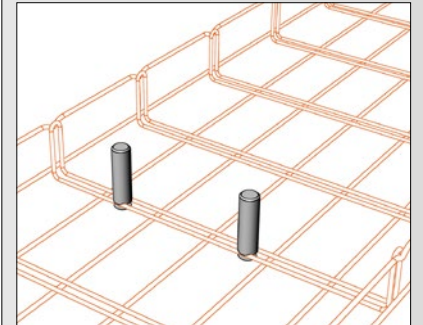
Cable chute KSM has 6 tongues, which fit into the wires and it is fixed by their bending. Bottom of the Cable chute contains 6 holes and using of cable ties it is used for fastening and fixing of cabling.

KOM Cable separator

components shown in the figure are included in the package

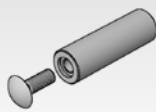


example of assembly



Cable separator KOM 50


H (height of separator) 48 mm



intended for cable trays of 50 mm height

Cable separator KOM 100

H (height of separator) 98 mm



intended for cable trays of 100 mm height

Product: Cable separator KOM

Manufacturer: ARKYS Ltd., Podstranska 1, 627 00 Brno

Technical features:

Material – plastic

Surface finish of the bolt – cold galvanized

Use:

The cable separator KOM is used prior to the insertion of the cables for temporary division of the space [e.g. power circuits/weak current] in a plurality of chambers, which makes the following bundling of cables easier.

The advantage of these KOM separators resides in that they have been designed for being fixed in any part of the double beam of the tray over its whole width, thus facilitating the installation and the transparency for a plurality of cable chambers.

When the bundling is ready, the separators KOM can be removed and then used anew.

Specifications:

Height – 48 and 98 mm

Diameter – 15 mm

NZM cantilever

GZ
galvanized zinc

ZD
hot zinc dipped

A2
stainless AISI 304

h (height of cantilever)

l (length of cantilever)

Fire resistance tested

Loading capacity		
NZM 50		30 kg
NZM 100		40 kg
NZM 150		45 kg
NZM 200		50 kg
NZM 250		75 kg
NZM 300		100 kg
NZM 400		120 kg
NZM 500		150 kg

For proper function of cantilevers and to achieve their nominal loading capacity it is important to maintain even distribution of weight on their length.

Wall mounting
This execution serves for anchoring cable tracks directly in the masonry or another loading vertical construction.

Web mounting
This execution serves for spatial installations of racks or for multiple wall mounting of a number of tracks above each other.

Compound mounting
for more trays on one cantilever

Product: NZM-series cantilever

Manufacturer: ARKYS Ltd., Podstránská 1, 627 00 Brno

Technical features:

- Material - steel or stainless steel sheet AISI 304 "A2"
- Surface finish [finish] - cold galvanized
 - hot zinc dipped by dipping
 - stainless AISI 304 "A2"

Use:

The NZM-series cantilevers are used as wall bearing elements for wall mounting of cable tracks. For spatial track installations the cantilevers are anchored in STPM spatial strut. In case of a plurality of wall mounted parallel tracks the combination with STNM wall strut can be used.

Specifications:

- Length - 83-500 mm [according to type of cantilever]
- Height - 32-105 mm [according to type of cantilever]
- Sheet thickness - 1,5 and 2,0 mm [according to type of cantilever]

Load capacity:

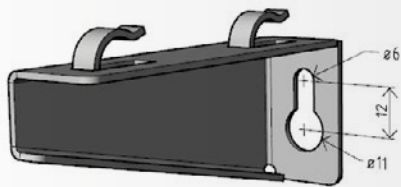
30-150 kg

Note: The declared load capacity depends on the professional assembly and correct anchor technique [(use of appropriate anchoring elements according to actual application)].

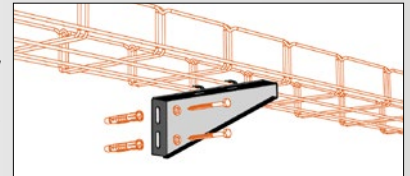
Description:

The NZM-series cantilevers are designed with screwless clamp for easy installation of mesh cable trays MERKUR 2 without additional connecting parts. In the base of the cantilever are holes Ø 6 or 9 mm [according to type of cantilever] for easy fixing to the wall position.

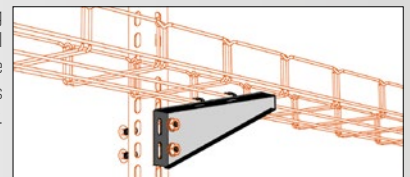
nosník NZM 50




Wall mounting
This execution serves for anchoring cable tracks directly in the masonry or another loading vertical construction.



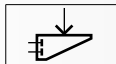
Web mounting
This execution serves for spatial installations of racks or for multiple wall mounting of a number of tracks above each other.



Compound mounting
for more trays on one cantilever



Loading capacity



For proper function of cantilevers and to achieve their nominal loading capacity it is important to maintain even distribution of weight on their length.

NZM 50

30 kg

Product: NZM 50 cantilever

Manufacturer: ARKYS s.r.o., Podstránská 1, 627 00 Brno, Czech Republic

Technical features:

Material - steel or stainless steel sheet AISI 304 "A2"

Surface finish [finish] - cold galvanized

- hot zinc dipped by dipping
- stainless AISI 304 "A2"

Use:

The NZM-series cantilevers are used as wall bearing elements for wall mounting of cable tracks. For spatial track installations the cantilevers are anchored in STPM spatial strut. In case of a plurality of wall mounted parallel tracks the combination with STNM wall strut can be used.

Specifications:

Length - 83 mm

Height - 32 mm

Sheet thickness - 1,5 mm

Load capacity:

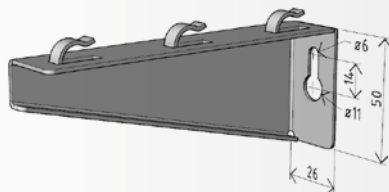
30 kg

Note: The declared load capacity depends on professional installation and on correct anchoring [use of appropriate anchoring elements according to actual application].

Description:

The NZM 50 cantilever is designed with screwless clamp for easy installation of mesh cable trays MERKUR 2 without additional connecting parts. In the base of the cantilever is an oval hole Ø 6 mm for easy fixing to the wall position.

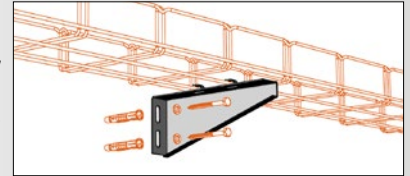
NZM 100 cantilever



can be used for 50 and 100 mm mesh trays

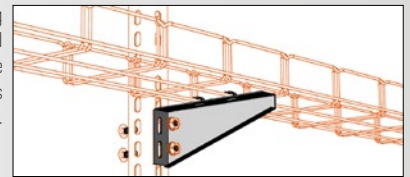
Wall mounting

This execution serves for anchoring cable tracks directly in the masonry or another loading vertical construction.




Web mounting

This execution serves for spatial installations of racks or for multiple wall mounting of a number of tracks above each other.

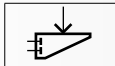


Compound mounting

for more trays on one cantilever



Loading capacity



For proper function of cantilevers and to achieve their nominal loading capacity it is important to maintain even distribution of weight on their length.

NZM 100	40 kg
---------	-------

Product: NZM 100 cantilever

Manufacturer: ARKYS s.r.o., Podstránská 1, 627 00 Brno, Czech Republic

Technical features:

Material - steel or stainless steel sheet AISI 304 "A2"

Surface finish [finish] - cold galvanized

- hot zinc dipped by dipping
- stainless AISI 304 "A2"

Use:

The NZM-series cantilevers are used as wall bearing elements for wall mounting of cable tracks. For spatial track installations the cantilevers are anchored in STPM spatial strut. In case of a plurality of wall mounted parallel tracks the combination with STNM wall strut can be used.

Specifications:

Length - 133 mm

Height - 52 mm

Sheet thickness - 1,5 mm

Load capacity:

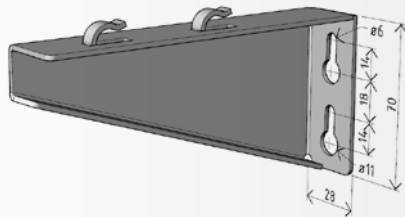
40 kg

Note: The declared load capacity depends on professional installation and on correct anchoring [use of appropriate anchoring elements according to actual application].

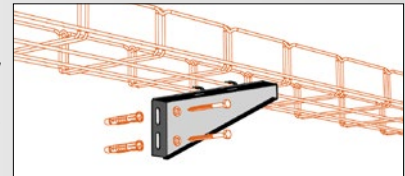
Description:

The NZM 100 cantilever is designed with screwless clamp for easy installation of mesh cable trays MERKUR 2 without additional connecting parts. In the base of the cantilever is an oval hole \varnothing 6 mm for easy fixing to the wall position.

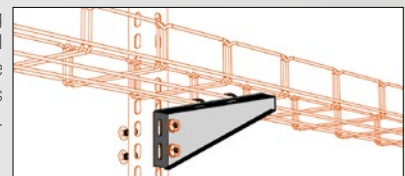
NZM 150 cantilever




Wall mounting
This execution serves for anchoring cable tracks directly in the masonry or another loading vertical construction.



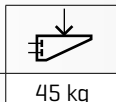
Web mounting
This execution serves for spatial installations of racks or for multiple wall mounting of a number of tracks above each other.



Compound mounting
for more trays on one cantilever



Loading capacity



For proper function of cantilevers and to achieve their nominal loading capacity it is important to maintain even distribution of weight on their length.

NZM 150	45 kg
---------	-------

Product: NZM 150 cantilever

Manufacturer: ARKYS s.r.o., Podstránská 1, 627 00 Brno, Czech Republic

Technical features:

Material - steel or stainless steel sheet AISI 304 "A2"

Surface finish [finish] - cold galvanized

- hot zinc dipped by dipping
- stainless AISI 304 "A2"

Use:

The NZM-series cantilevers are used as wall bearing elements for wall mounting of cable tracks. For spatial track installations the cantilevers are anchored in STPM spatial strut. In case of a plurality of wall mounted parallel tracks the combination with STNM wall strut can be used.

Specifications:

Length - 172 mm

Height - 73 mm

Sheet thickness - 1,5 mm

Load capacity:

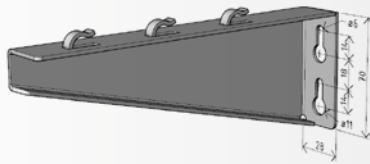
45 kg

Note: The declared load capacity depends on professional installation and on correct anchoring [use of appropriate anchoring elements according to actual application].

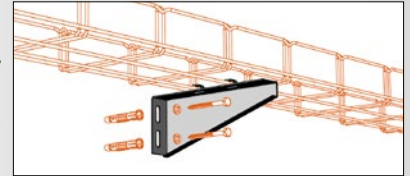
Description:

The NZM 150 cantilever is designed with screwless clamp for easy installation of mesh cable trays MERKUR 2 without additional connecting parts. In the base of the cantilever is an oval hole \varnothing 6 mm for easy fixing to the wall position.

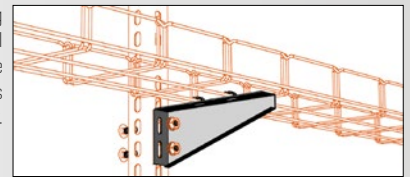
NZM 200 cantilever




Wall mounting
This execution serves for anchoring cable tracks directly in the masonry or another loading vertical construction.



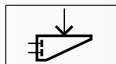
Web mounting
This execution serves for spatial installations of racks or for multiple wall mounting of a number of tracks above each other.



Compound mounting
for more trays on one cantilever



Loading capacity



For proper function of cantilevers and to achieve their nominal loading capacity it is important to maintain even distribution of weight on their length.

NZM 200

50 kg

Product: NZM 200 cantilever

Manufacturer: ARKYS s.r.o., Podstránská 1, 627 00 Brno, Czech Republic

Technical features:

Material - steel or stainless steel sheet AISI 304 "A2"

Surface finish [finish] - cold galvanized

- hot zinc dipped by dipping
- stainless AISI 304 "A2"

Use:

The NZM-series cantilevers are used as wall bearing elements for wall mounting of cable tracks. For spatial track installations the cantilevers are anchored in STPM spatial strut. In case of a plurality of wall mounted parallel tracks the combination with STNM wall strut can be used.

Specifications:

Length - 225 mm

Height - 72 mm

Sheet thickness - 2,0 mm

Load capacity:

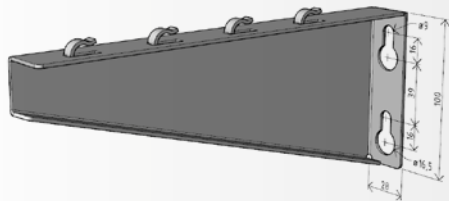
50 kg

Note: The declared load capacity depends on professional installation and on correct anchoring [use of appropriate anchoring elements according to actual application].

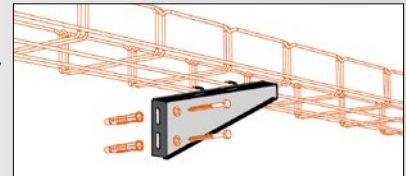
Description:

The NZM 200 cantilever is designed with screwless clamp for easy installation of mesh cable trays MERKUR 2 without additional connecting parts. In the base of the cantilever is an oval hole Ø 6 mm for easy fixing to the wall position.

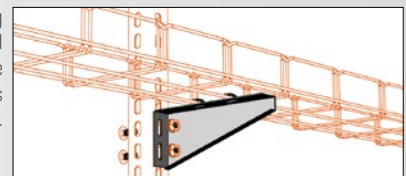
NZM 250 cantilever




Wall mounting
This execution serves for anchoring cable tracks directly in the masonry or another loading vertical construction.



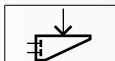
Web mounting
This execution serves for spatial installations of racks or for multiple wall mounting of a number of tracks above each other.



Compound mounting
for more trays on one cantilever



Loading capacity



For proper function of cantilevers and to achieve their nominal loading capacity it is important to maintain even distribution of weight on their length.

NZM 250

75 kg

Product: NZM 250 cantilever

Manufacturer: ARKYS s.r.o., Podstránská 1, 627 00 Brno, Czech Republic

Technical features:

Material - steel or stainless steel sheet AISI 304 "A2"

Surface finish [finish] - cold galvanized

- hot zinc dipped by dipping
- stainless AISI 304 "A2"

Use:

The NZM-series cantilevers are used as wall bearing elements for wall mounting of cable tracks. For spatial track installations the cantilevers are anchored in STPM spatial strut. In case of a plurality of wall mounted parallel tracks the combination with STNM wall strut can be used.

Specifications:

Length - 273 mm

Height - 102 mm

Sheet thickness - 2,0 mm

Load capacity:

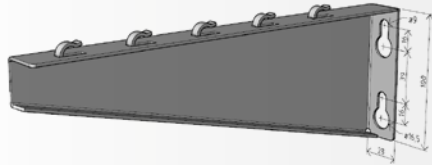
75 kg

Note: The declared load capacity depends on professional installation and on correct anchoring [use of appropriate anchoring elements according to actual application].

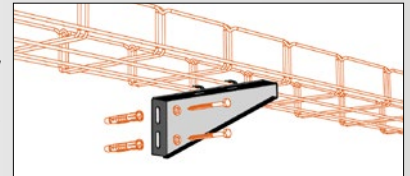
Description:

The NZM 250 cantilever is designed with screwless clamp for easy installation of mesh cable trays MERKUR 2 without additional connecting parts. In the base of the cantilever is an oval hole Ø 6 mm for easy fixing to the wall position.

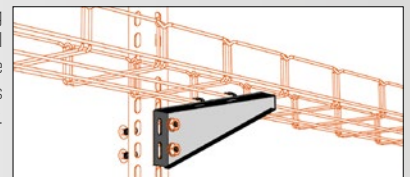
NZM 300 cantilever




Wall mounting
This execution serves for anchoring cable tracks directly in the masonry or another loading vertical construction.



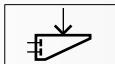
Web mounting
This execution serves for spatial installations of racks or for multiple wall mounting of a number of tracks above each other.



Compound mounting
for more trays on one cantilever



Loading capacity



For proper function of cantilevers and to achieve their nominal loading capacity it is important to maintain even distribution of weight on their length.

NZM 300	100 kg
---------	--------

Product: NZM 300 cantilever

Manufacturer: ARKYS s.r.o., Podstránská 1, 627 00 Brno, Czech Republic

Technical features:

Material - steel or stainless steel sheet AISI 304 "A2"

Surface finish [finish] - cold galvanized

- hot zinc dipped by dipping
- stainless AISI 304 "A2"

Use:

The NZM-series cantilevers are used as wall bearing elements for wall mounting of cable tracks. For spatial track installations the cantilevers are anchored in STPM spatial strut. In case of a plurality of wall mounted parallel tracks the combination with STNM wall strut can be used.

Specifications:

Length - 328 mm

Height - 102 mm

Sheet thickness - 2,0 mm

Load capacity:


100 kg

Note: The declared load capacity depends on professional installation and on correct anchoring [use of appropriate anchoring elements according to actual application].

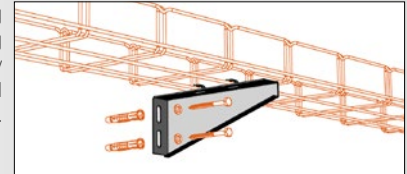
Description:

The NZM 300 cantilever is designed with screwless clamp for easy installation of mesh cable trays MERKUR 2 without additional connecting parts. In the base of the cantilever is an oval hole Ø 9 mm for easy fixing to the wall position.

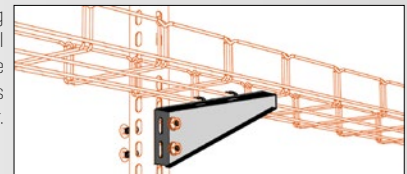
NZM 400 cantilever




Wall mounting
This execution serves for anchoring cable tracks directly in the masonry or another loading vertical construction.



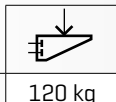
Web mounting
This execution serves for spatial installations of racks or for multiple wall mounting of a number of tracks above each other.



Compound mounting
for more trays on one cantilever



Loading capacity



For proper function of cantilevers and to achieve their nominal loading capacity it is important to maintain even distribution of weight on their length.

NZM 400	120 kg
---------	--------

Product: NZM 400 cantilever

Manufacturer: ARKYS s.r.o., Podstránská 1, 627 00 Brno, Czech Republic

Technical features:

Material - steel or stainless steel sheet AISI 304 "A2"

Surface finish [finish] - cold galvanized

- hot zinc dipped by dipping
- stainless AISI 304 "A2"

Use:

The NZM-series cantilevers are used as wall bearing elements for wall mounting of cable tracks. For spatial track installations the cantilevers are anchored in STPM spatial strut. In case of a plurality of wall mounted parallel tracks the combination with STNM wall strut can be used.

Specifications:

Length - 400 mm

Height - 105 mm

Sheet thickness - 2,0 mm

Load capacity:


120 kg

Note: The declared load capacity depends on professional installation and on correct anchoring [use of appropriate anchoring elements according to actual application].

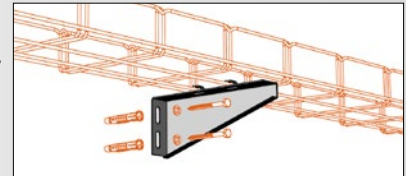
Description:

The NZM 400 cantilever is designed with screwless clamp for easy installation of mesh cable trays MERKUR 2 without additional connecting parts. In the base of the cantilever is an oval hole Ø 9 mm for easy fixing to the wall position.

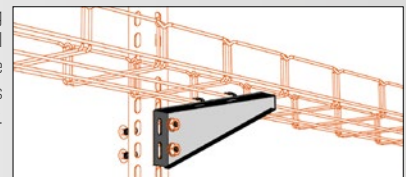
NZM 500 cantilever




Wall mounting
This execution serves for anchoring cable tracks directly in the masonry or another loading vertical construction.



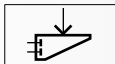
Web mounting
This execution serves for spatial installations of racks or for multiple wall mounting of a number of tracks above each other.



Compound mounting
for more trays on one cantilever



Loading capacity



For proper function of cantilevers and to achieve their nominal loading capacity it is important to maintain even distribution of weight on their length.

NZM 500

150 kg

Product: NZM 500 cantilever

Manufacturer: ARKYS s.r.o., Podstránská 1, 627 00 Brno, Czech Republic

Technical features:

Material - steel or stainless steel sheet AISI 304 "A2"

Surface finish [finish] - cold galvanized

- hot zinc dipped by dipping
- stainless AISI 304 "A2"

Use:

The NZM-series cantilevers are used as wall bearing elements for wall mounting of cable tracks. For spatial track installations the cantilevers are anchored in STPM spatial strut. In case of a plurality of wall mounted parallel tracks the combination with STNM wall strut can be used.

Specifications:

Length - 500 mm

Height - 105 mm

Sheet thickness - 2,0 mm

Load capacity:

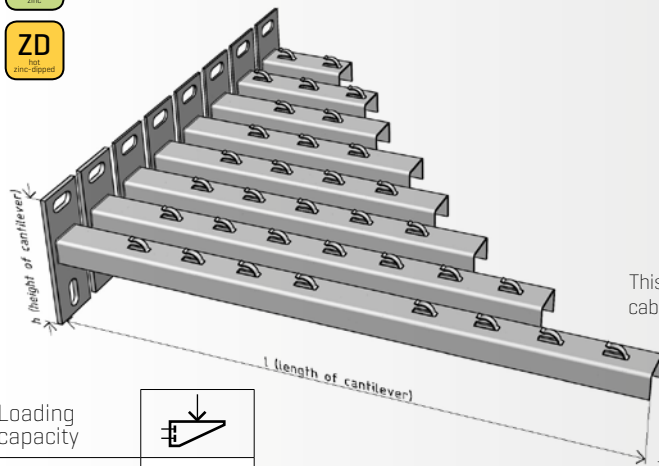
150 kg


Note: The declared load capacity depends on professional installation and on correct anchoring [use of appropriate anchoring elements according to actual application].

Description:

The NZM 500 cantilever is designed with screwless clamp for easy installation of mesh cable trays MERKUR 2 without additional connecting parts. In the base of the cantilever is an oval hole Ø 9 mm for easy fixing to the wall position.

NPZM cantilever

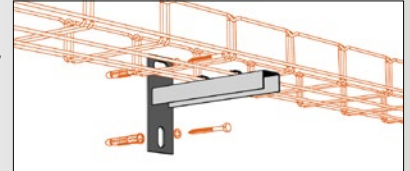


Loading capacity	
NPZM 50	90,0 kg
NPZM 100	88,3 kg
NPZM 150	86,7 kg
NPZM 200	85,0 kg
NPZM 250	81,7 kg
NPZM 300	80,0 kg
NPZM 400	78,3 kg
NPZM 500	75,0 kg

For proper function of cantilevers and to achieve their nominal loading capacity it is important to maintain even distribution of weight on their length.

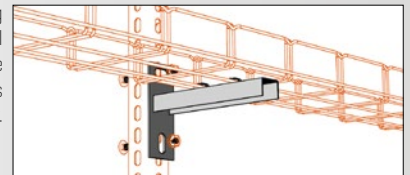
Wall mounting

This execution serves for anchoring cable tracks directly in the masonry or another loading vertical construction.




Web mounting

This execution serves for spatial installations of racks or for multiple wall mounting of a number of tracks above each other.



Compound mounting

for more trays on one cantilever



Product: NPZM-series cantilever

Manufacturer: ARKYS s.r.o., Podstránská 1, 627 00 Brno, Czech Republic

Technical features:

Material - steel sheet

Surface finish [finish] - cold galvanized

- hot zinc dipped by dipping

Function:

The NPZM-series cantilevers are used as wall bearing elements for wall mounting of cable tracks. Their major technical advantage is the quick and easy installation of anchors. For spatial track installations the cantilevers are anchored in STPM spatial strut. In case of a plurality of wall mounted parallel tracks the combination with STNM wall strut can be used.

Specifications:

Length - 80-500 mm [according to type of cantilever]

Height [base] - 120 mm

Sheet thickness [body] - 2,0 mm

Sheet thickness [base] - 3,0 and 5,0 mm [according to type of cantilever]

Load capacity:

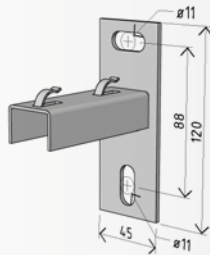
90 - 75 kg

Note: The declared load capacity depends on professional installation and on correct anchoring [use of appropriate anchoring elements according to actual application].

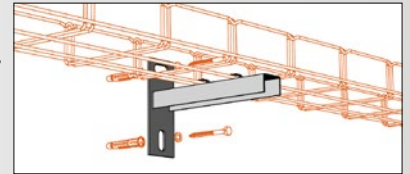
Description:

The NPZM-series cantilevers are designed with screwless clamp for easy installation of mesh cable trays MERKUR 2 without additional connecting parts. In the base of the cantilever are two holes Ø 11 mm [according to type of cantilever] for easy fixing to the wall position.

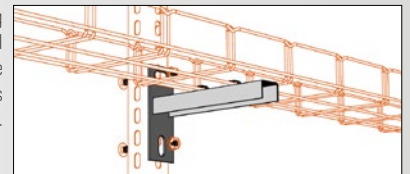
NPZM 50 cantilever




Wall mounting
This execution serves for anchoring cable tracks directly in the masonry or another loading vertical construction.



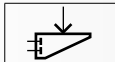
Web mounting
This execution serves for spatial installations of racks or for multiple wall mounting of a number of tracks above each other.



Compound mounting
for more trays on one cantilever



Loading capacity



For proper function of cantilevers and to achieve their nominal loading capacity it is important to maintain even distribution of weight on their length.

NPZM 50	90,0 kg
---------	---------

Product: NPZM 50 cantilever

Manufacturer: ARKYS s.r.o., Podstránská 1, 627 00 Brno, Czech Republic

Technical features:

Material - steel sheet

Surface finish [finish] - cold galvanized
- hot zinc dipped by dipping

Use:

The NPZM-series cantilevers are used as wall bearing elements for wall mounting of cable tracks. Their major technical advantage is the quick and easy installation of anchors. For spatial track installations the cantilevers are anchored in STPM spatial strut. In case of a plurality of wall mounted parallel tracks the combination with STNM wall strut can be used.

Specifications:

Length - 80 mm

Height [base] - 120 mm

Width [base] - 45 mm

Sheet thickness [body] - 2,0 mm

Sheet thickness [base] - 3,0 mm

Load capacity:

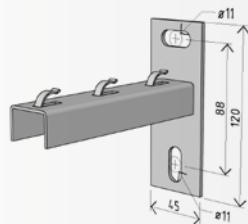
90 kg

Note: The declared load capacity depends on the professional assembly and correct anchor technique [(use of appropriate anchoring elements according to actual application)].

Description:

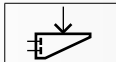
The NPZM 50 cantilever is designed with screwless clamp for easy installation of mesh cable trays MERKUR 2 without additional connecting parts. In the base of the cantilever are two holes Ø 11 mm for easy fixing to the wall position.

NPZM 100 cantilever



možnost instalace žlabů šíře 50 a 100 mm

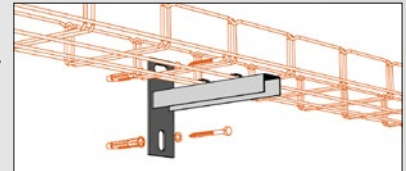
Loading capacity



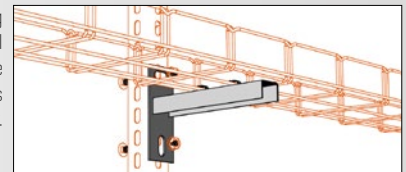
For proper function of cantilevers and to achieve their nominal loading capacity it is important to maintain even distribution of weight on their length.

NPZM 100	88,3 kg
----------	---------


Wall mounting
This execution serves for anchoring cable tracks directly in the masonry or another loading vertical construction.



Web mounting
This execution serves for spatial installations of racks or for multiple wall mounting of a number of tracks above each other.



Compound mounting
for more trays on one cantilever



Product: NPZM 100 cantilever

Manufacturer: ARKYS s.r.o., Podstránská 1, 627 00 Brno, Czech Republic

Technical features:

Material - steel sheet

Surface finish [finish] - cold galvanized

- hot zinc dipped by dipping

Use:

The NPZM-series cantilevers are used as wall bearing elements for wall mounting of cable tracks. Their major technical advantage is the quick and easy installation of anchors. For spatial track installations the cantilevers are anchored in STPM spatial strut. In case of a plurality of wall mounted parallel tracks the combination with STNM wall strut can be used.

Specifications:

Length - 135 mm

Height [base] - 120 mm

Width [base] - 45 mm

Sheet thickness [body] - 2,0 mm

Sheet thickness [base] - 3,0 mm

Load capacity:

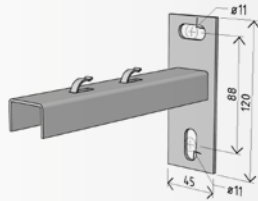
88,3 kg

Note: The declared load capacity depends on the professional assembly and correct anchor technique [(use of appropriate anchoring elements according to actual application)].

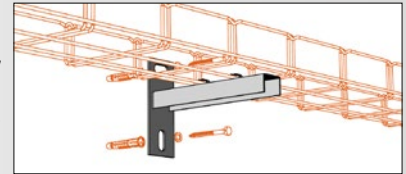
Description:

The NPZM 100 cantilever is designed with screwless clamp for easy installation of mesh cable trays MERKUR 2 without additional connecting parts. In the base of the cantilever are two holes Ø 11 mm for easy fixing to the wall position.

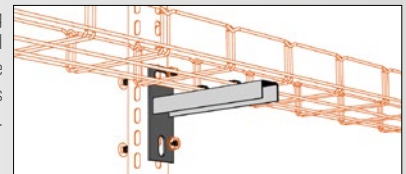
NPZM 150 cantilever




Wall mounting
This execution serves for anchoring cable tracks directly in the masonry or another loading vertical construction.



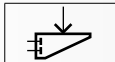
Web mounting
This execution serves for spatial installations of racks or for multiple wall mounting of a number of tracks above each other.



Compound mounting
for more trays on one cantilever



Loading capacity



For proper function of cantilevers and to achieve their nominal loading capacity it is important to maintain even distribution of weight on their length.

NPZM 150	86,7 kg
----------	---------

Product: NPZM 150 cantilever

Manufacturer: ARKYS s.r.o., Podstránská 1, 627 00 Brno, Czech Republic

Technical features:

Material - steel sheet

Surface finish [finish] - cold galvanized
- hot zinc dipped by dipping

Use:

The NPZM-series cantilevers are used as wall bearing elements for wall mounting of cable tracks. Their major technical advantage is the quick and easy installation of anchors. For spatial track installations the cantilevers are anchored in STPM spatial strut. In case of a plurality of wall mounted parallel tracks the combination with STNM wall strut can be used.

Specifications:

Length - 170 mm

Height [base] - 120 mm

Width [base] - 45 mm

Sheet thickness [body] - 2,0 mm

Sheet thickness [base] - 3,0 mm

Load capacity:

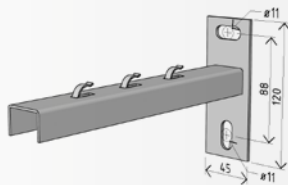
86,7 kg

Note: The declared load capacity depends on the professional assembly and correct anchor technique [(use of appropriate anchoring elements according to actual application)].

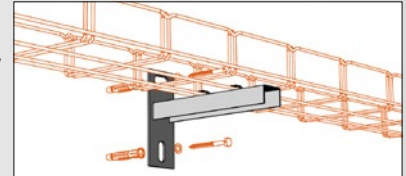
Description:

The NPZM 150 cantilever is designed with screwless clamp for easy installation of mesh cable trays MERKUR 2 without additional connecting parts. In the base of the cantilever are two holes Ø 11 mm for easy fixing to the wall position.

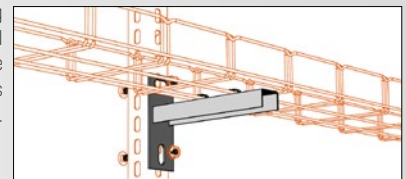
NPZM 200 cantilever




Wall mounting
This execution serves for anchoring cable tracks directly in the masonry or another loading vertical construction.



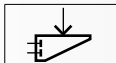
Web mounting
This execution serves for spatial installations of racks or for multiple wall mounting of a number of tracks above each other.



Compound mounting
for more trays on one cantilever



Loading capacity



For proper function of cantilevers and to achieve their nominal loading capacity it is important to maintain even distribution of weight on their length.

NPZM 200	85,0 kg
----------	---------

Product: NPZM 200 cantilever

Manufacturer: ARKYS s.r.o., Podstránská 1, 627 00 Brno, Czech Republic

Technical features:

Material - steel sheet

Surface finish [finish] - cold galvanized

- hot zinc dipped by dipping

Use:

The NPZM-series cantilevers are used as wall bearing elements for wall mounting of cable tracks. Their major technical advantage is the quick and easy installation of anchors. For spatial track installations the cantilevers are anchored in STPM spatial strut. In case of a plurality of wall mounted parallel tracks the combination with STNM wall strut can be used.

Specifications:

Length - 225 mm

Height [base] - 120 mm

Width [base] - 45 mm

Sheet thickness [body] - 2,0 mm

Sheet thickness [base] - 3,0 mm

Load capacity:

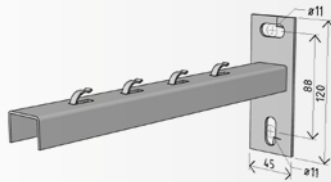
85 kg

Note: The declared load capacity depends on the professional assembly and correct anchor technique [(use of appropriate anchoring elements according to actual application)].

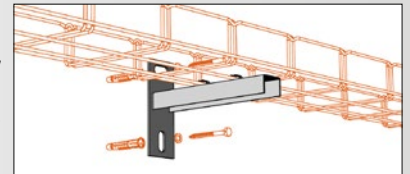
Description:

The NPZM 200 cantilever is designed with screwless clamp for easy installation of mesh cable trays MERKUR 2 without additional connecting parts. In the base of the cantilever are two holes Ø 11 mm for easy fixing to the wall position.

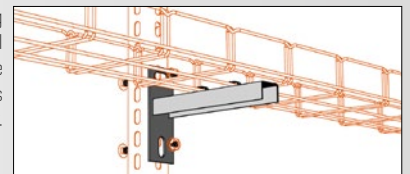
NPZM 250 cantilever




Wall mounting
This execution serves for anchoring cable tracks directly in the masonry or another loading vertical construction.



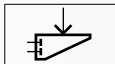
Web mounting
This execution serves for spatial installations of racks or for multiple wall mounting of a number of tracks above each other.



Compound mounting
for more trays on one cantilever



Loading capacity



For proper function of cantilevers and to achieve their nominal loading capacity it is important to maintain even distribution of weight on their length.

NPZM 250	81,7 kg
----------	---------

Product: NPZM 250 cantilever

Manufacturer: ARKYS s.r.o., Podstranska 1, 627 00 Brno, Czech Republic

Technical features:

Material - steel sheet

Surface finish [finish] - cold galvanized

- hot zinc dipped by dipping

Use:

The NPZM-series cantilevers are used as wall bearing elements for wall mounting of cable tracks. Their major technical advantage is the quick and easy installation of anchors. For spatial track installations the cantilevers are anchored in STPM spatial strut. In case of a plurality of wall mounted parallel tracks the combination with STNM wall strut can be used.

Specifications:

Length - 270 mm

Height [base] - 120 mm

Width [base] - 45 mm

Sheet thickness [body] - 2,0 mm

Sheet thickness [base] - 3,0 mm

Load capacity:

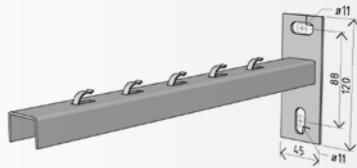
81,7 kg

Note: The declared load capacity depends on the professional assembly and correct anchor technique [(use of appropriate anchoring elements according to actual application)].

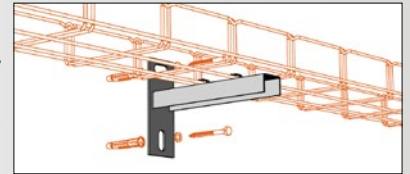
Description:

The NPZM 250 cantilever is designed with screwless clamp for easy installation of mesh cable trays MERKUR 2 without additional connecting parts. In the base of the cantilever are two holes Ø 11 mm for easy fixing to the wall position.

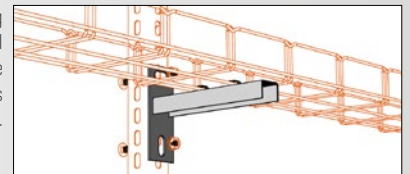
NPZM 300 cantilever




Wall mounting
This execution serves for anchoring cable tracks directly in the masonry or another loading vertical construction.



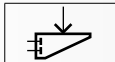
Web mounting
This execution serves for spatial installations of racks or for multiple wall mounting of a number of tracks above each other.



Compound mounting
for more trays on one cantilever



Loading capacity



For proper function of cantilevers and to achieve their nominal loading capacity it is important to maintain even distribution of weight on their length.

NPZM 300	80,0 kg
----------	---------

Product: NPZM 300 cantilever

Manufacturer: ARKYS s.r.o., Podstránská 1, 627 00 Brno, Czech Republic

Technical features:

Material - steel sheet

Surface finish [finish] - cold galvanized
- hot zinc dipped by dipping

Use:

The NPZM-series cantilevers are used as wall bearing elements for wall mounting of cable tracks. Their major technical advantage is the quick and easy installation of anchors. For spatial track installations the cantilevers are anchored in STPM spatial strut. In case of a plurality of wall mounted parallel tracks the combination with STNM wall strut can be used.

Specifications:

Length - 320 mm

Height [base] - 120 mm

Width [base] - 45 mm

Sheet thickness [body] - 2,0 mm

Sheet thickness [base] - 5,0 mm

Load capacity:

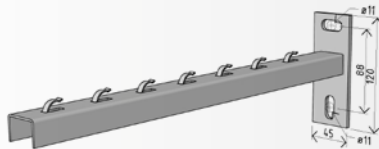
80,0 kg

Note: The declared load capacity depends on the professional assembly and correct anchor technique [(use of appropriate anchoring elements according to actual application)].

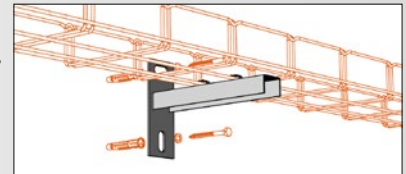
Description:

The NPZM 300 cantilever is designed with screwless clamp for easy installation of mesh cable trays MERKUR 2 without additional connecting parts. In the base of the cantilever are two holes Ø 11 mm for easy fixing to the wall position.

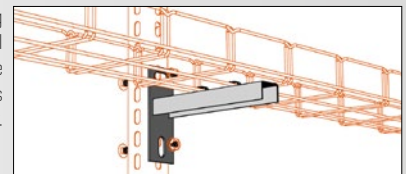
NPZM 400 cantilever




Wall mounting
This execution serves for anchoring cable tracks directly in the masonry or another loading vertical construction.



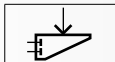
Web mounting
This execution serves for spatial installations of racks or for multiple wall mounting of a number of tracks above each other.



Compound mounting
for more trays on one cantilever



Loading capacity



For proper function of cantilevers and to achieve their nominal loading capacity it is important to maintain even distribution of weight on their length.

NPZM 400	78,3 kg
----------	---------

Product: NPZM 400 cantilever

Manufacturer: ARKYS s.r.o., Podstránská 1, 627 00 Brno, Czech Republic

Technical features:

Material - steel sheet

Surface finish [finish] - cold galvanized
- hot zinc dipped by dipping

Use:

The NPZM-series cantilevers are used as wall bearing elements for wall mounting of cable tracks. Their major technical advantage is the quick and easy installation of anchors. For spatial track installations the cantilevers are anchored in STPM spatial strut. In case of a plurality of wall mounted parallel tracks the combination with STNM wall strut can be used.

Specifications:

Length - 400 mm
Height [base] - 120 mm
Width [base] - 45 mm
Sheet thickness [body] - 2,0 mm
Sheet thickness [base] - 5,0 mm

Load capacity:


78,3 kg

Note: The declared load capacity depends on the professional assembly and correct anchor technique [(use of appropriate anchoring elements according to actual application)].

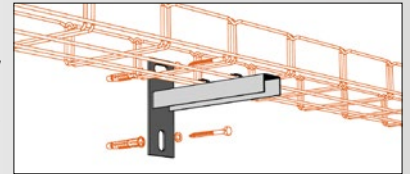
Description:

The NPZM 400 cantilever is designed with screwless clamp for easy installation of mesh cable trays MERKUR 2 without additional connecting parts. In the base of the cantilever are two holes Ø 11 mm for easy fixing to the wall position.

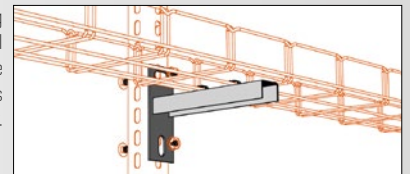
NPZM 500 cantilever




Wall mounting
This execution serves for anchoring cable tracks directly in the masonry or another loading vertical construction.



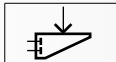
Web mounting
This execution serves for spatial installations of racks or for multiple wall mounting of a number of tracks above each other.



Compound mounting
for more trays on one cantilever



Loading capacity



For proper function of cantilevers and to achieve their nominal loading capacity it is important to maintain even distribution of weight on their length.

NPZM 500	75,0 kg
----------	---------

Product: NPZM 500 cantilever

Manufacturer: ARKYS s.r.o., Podstránská 1, 627 00 Brno, Czech Republic

Technical features:

Material - steel sheet

Surface finish [finish] - cold galvanized
- hot zinc dipped by dipping

Use:

The NPZM-series cantilevers are used as wall bearing elements for wall mounting of cable tracks. Their major technical advantage is the quick and easy installation of anchors. For spatial track installations the cantilevers are anchored in STPM spatial strut. In case of a plurality of wall mounted parallel tracks the combination with STNM wall strut can be used.

Specifications:

Length - 500 mm

Height [base] - 120 mm

Width [base] - 45 mm

Sheet thickness [body] - 2,0 mm

Sheet thickness [base] - 5,0 mm

Load capacity:

75,0 kg

Note: The declared load capacity depends on the professional assembly and correct anchor technique [(use of appropriate anchoring elements according to actual application)].

Description:



The NPZM 500 cantilever is designed with screwless clamp for easy installation of mesh cable trays MERKUR 2 without additional connecting parts. In the base of the cantilever are two holes Ø 11 mm for easy fixing to the wall position.

NZMC bracket

SZ
SENDZIMIR ZINC

Ceiling mounting serves to anchor cable tracks running under the ceiling or suspended from another horizontal structure.

Wall mounting serves to anchor cable tracks directly into the masonry or to another vertical building structure.

Loading capacity			max. tray width
NZMC 100	140 kg	85 kg	M2/50
NZMC 200	90 kg	50 kg	M2/200
NZMC 300	50 kg	30 kg	M2/300
NZMC 400	37 kg	23 kg	M2/400

Product: NZMC-series bracket

Manufacturer: ARKYS Ltd., Podstranska 1, 627 00 Brno

Technical features:

Material - steel sheet

Surface finish [finish] - sendzimir zinc coated

Use:

The NZMC series brackets are mainly used as bearing elements for installations under the ceiling. Their major advantage is the easy access to mesh trays when laying the cables, which can not be enabled by other implementations, with the exception of certain more complex design solutions.

Specifications:

Length - 165 - 470 mm [according to type of bracket]

Height - 190 mm

Sheet thickness - 2,0 mm

Load capacity [wall mounting]:

37 - 140 kg [according to type of bracket]

Load capacity [ceiling mounting]:

23 - 85 kg [according to type of bracket]

Note: The declared load capacity depends on the professional assembly and correct anchor technique [(use of appropriate anchoring elements according to actual application)].

Description:

The NZMC-series brackets are designed with screwless clamp for easy installation of mesh cable trays MERKUR 2 without additional connecting parts. On the side of the brackets are two holes Ø 11 mm and on the upper side is one hole Ø 11 mm for easy fixing to the wall position.

The brackets are not designed for 500 mm [width] mesh trays.

nosník NZMC 100



Ceiling mounting serves to anchor cable tracks running under the ceiling or suspended from another horizontal structure.



Wall mounting serves to anchor cable tracks directly into the masonry or to another vertical building structure.



Loading capacity	↓	↓	max. tray width
NZMC 100	140 kg	85 kg	M2/50

Product: NZMC 100 bracket

Manufacturer: ARKYS Ltd., Podstránská 1, 627 00 Brno

Technical features: _____

Material - steel sheet

Surface finish [finish] - sendzimir zinc coated

Use: _____

The NZMC series brackets are mainly used as bearing elements for installations under the ceiling. Their major advantage is the easy access to mesh trays when laying the cables, which can not be enabled by other implementations, with the exception of certain more complex design solutions.

Specifications: _____

Length - 165 mm

Height - 190 mm

Sheet thickness - 2,0 mm

Load capacity [wall mounting]: _____

140 kg

Load capacity [ceiling mounting]: _____

85 kg

Note: The declared load capacity depends on the professional assembly and correct anchor technique [(use of appropriate anchoring elements according to actual application)].

Description: _____

The NZMC 100 bracket is designed with screwless clamp for easy installation of mesh cable trays MERKUR 2 without additional connecting parts. On the side of the bracket are two holes Ø 11 mm and on the upper side is one hole Ø 11 mm for easy fixing to the wall position.

This bracket is designed only for M2 50/50 mesh tray.

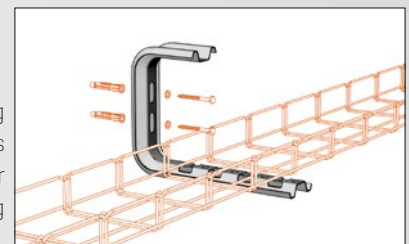
nosník NZMC 200



Ceiling mounting serves to anchor cable tracks running under the ceiling or suspended from another horizontal structure.



Wall mounting serves to anchor cable tracks directly into the masonry or to another vertical building structure.



Loading capacity	90 kg	50 kg	max. tray width
NZMC 200	90 kg	50 kg	M2/200

Product: NZMC 200 bracket

Manufacturer: ARKYS Ltd., Podstránská 1, 627 00 Brno

Technical features:

Material - steel sheet

Surface finish [finish] - sendzimir zinc coated

Use:

The NZMC series brackets are mainly used as bearing elements for installations under the ceiling. Their major advantage is the easy access to mesh trays when laying the cables, which can not be enabled by other implementations, with the exception of certain more complex design solutions.

Specifications:

Length - 270 mm

Height - 190 mm

Sheet thickness - 2,0 mm

Load capacity [wall mounting]:

90 kg

Load capacity [ceiling mounting]:

50 kg


Note: The declared load capacity depends on the professional assembly and correct anchor technique [(use of appropriate anchoring elements according to actual application)].

Description:

The NZMC 200 bracket is designed with screwless clamp for easy installation of mesh cable trays MERKUR 2 without additional connecting parts. On the side of the bracket are two holes Ø 11 mm and on the upper side is one hole Ø 11 mm for easy fixing to the wall position.

This bracket is also intended for 100 mm mesh trays.

nosník NZMC 300



Ceiling mounting serves to anchor cable tracks running under the ceiling or suspended from another horizontal structure.



Wall mounting serves to anchor cable tracks directly into the masonry or to another vertical building structure.



Loading capacity	50 kg	30 kg	max. tray width
NZMC 300	50 kg	30 kg	M2/300

Product: NZMC 300 bracket

Manufacturer: ARKYS Ltd., Podstránská 1, 627 00 Brno

Technical features:

Material - steel sheet

Surface finish [finish] - sendzimir zinc coated

Use:

The NZMC series brackets are mainly used as bearing elements for installations under the ceiling. Their major advantage is the easy access to mesh trays when laying the cables, which can not be enabled by other implementations, with the exception of certain more complex design solutions.

Specifications:

Length - 370 mm

Height - 190 mm

Sheet thickness - 2,0 mm

Load capacity [wall mounting]:

50 kg

Load capacity [ceiling mounting]:


30 kg

Note: The declared load capacity depends on the professional assembly and correct anchor technique [(use of appropriate anchoring elements according to actual application)].

Description:

The NZMC 300 bracket is designed with screwless clamp for easy installation of mesh cable trays MERKUR 2 without additional connecting parts. On the side of the bracket are two holes Ø 11 mm and on the upper side is one hole Ø 11 mm for easy fixing to the wall position.

nosník NZMC 400



Ceiling mounting serves to anchor cable tracks running under the ceiling or suspended from another horizontal structure.



Wall mounting serves to anchor cable tracks directly into the masonry or to another vertical building structure.



Loading capacity	↓	↓	max. tray width
NZMC 400	37 kg	23 kg	M2/400

Product: NZMC 400 bracket

Manufacturer: ARKYS Ltd., Podstránská 1, 627 00 Brno

Technical features:

Material - steel sheet

Surface finish [finish] - sendzimir zinc coated

Use:

The NZMC series brackets are mainly used as bearing elements for installations under the ceiling. Their major advantage is the easy access to mesh trays when laying the cables, which can not be enabled by other implementations, with the exception of certain more complex design solutions.

Specifications:

Length - 470 mm

Height - 190 mm

Sheet thickness - 2,0 mm

Load capacity [wall mounting]:

37 kg

Load capacity [ceiling mounting]:

23 kg

Note: The declared load capacity depends on the professional assembly and correct anchor technique [(use of appropriate anchoring elements according to actual application)].

Description:

The NZMC 400 bracket is designed with screwless clamp for easy installation of mesh cable trays MERKUR 2 without additional connecting parts. On the side of the bracket are two holes \varnothing 11 mm and on the upper side is one hole \varnothing 11 mm for easy fixing to the wall position.

PZM support

GZ
galvanized zinc

ZD
hot zinc dipped

A2
stainless AISI 304

Attaching the mesh trays to the supports
Mesh trays placed on supports are attached by bending the grip as shown in the figure.

horizontal vertical

Wall mounting
Serves for wall mounted cable routes.

Multiple route assembly
Multiple mesh trays can be attached to the supports, up to the full capacity of each support.

Mounting on threaded rod pairs
Serves for suspended cable tracks anchored directly into the ceiling.

Floor mounting
Serves for horizontal cable tracks anchored directly into the floor.

Product: PZM-series supports

Manufacturer: ARKYS Ltd., Podstránská 1, 627 00 Brno

Technical features:

Material – steel or stainless steel sheet AISI 304 “A2”

Surface finish [finish] – cold galvanized

- hot zinc dipped by dipping
- stainless AISI 304 “A2”

Surface finish of the Collar nuts – cold galvanized, geomet 500 or stainless AISI 304

Use:

The PZM series supports are used in combination with pairs of M8 threaded rods as bearing elements in vertical cable track installations. However, they can also be used for wall mounting or, in combination with the DZM 14 holder, for floor mounting.

Specifications:

Length – 130-565 mm [according to type of support]

Height – 20 mm

Width – 30 mm

Hole spacing [for threaded rods M8] – 185 – 565 mm [according to type of support]

Sheet thickness – 1,0 mm

Load capacity:

150 kg

Note: The declared load capacity depends on the professional assembly and correct anchor technique [use of appropriate anchoring elements according to actual application].

Description:

The PZM-series supports are designed with screwless clamp for easy installation of mesh cable trays MERKUR 2 without additional connecting parts. In the supports are two holes Ø 8,4 mm [type PZM 100-1 hole and PZM 150-3 holes] for easy fixing to the threaded rods M8. The Collar nuts M8 are included in the package of the supports [2 or 4 pcs according to type of support].

Arkys Ltd., Podstránská 1, 627 00 Brno | IČ: 25321366, DIČ: CZ25321366, KOS v Brně oddíl C, vložka 25198

Tel.: +420 517 541, Fax: +420 517 541 220, e-mail: arkys@arkys.cz

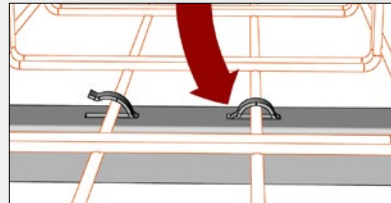
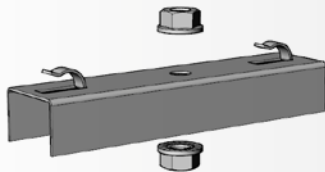
PZM 100 support

components shown in the figure are included in the package

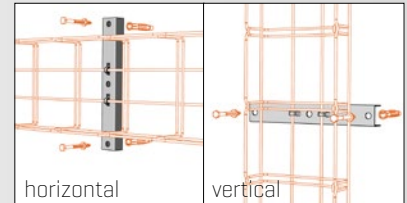
GZ
galvanized zinc

ZD
hot zinc dipping

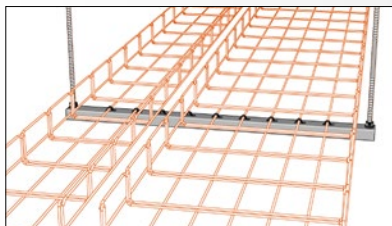
A2
stainless steel AISI 304




Attaching the mesh trays to the supports
Mesh trays placed on supports are attached by bending the grip as shown in the figure.



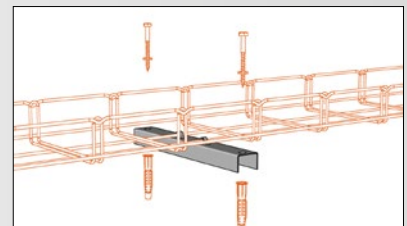
horizontal vertical
Wall mounting
Serves for wall mounted cable routes.



Multiple route assembly
Multiple mesh trays can be attached to the supports, up to the full capacity of each support.



Mounting on threaded rod pairs
Serves for suspended cable tracks anchored directly into the ceiling.



Floor mounting
Serves for horizontal cable tracks anchored directly into the floor.

Product: PZM 100 support

Manufacturer: ARKYS Ltd., Podstranska 1, 627 00 Brno

Technical features:

Material – steel or stainless steel sheet AISI 304 "A2"

Surface finish [finish] – cold galvanized

- hot zinc dipped by dipping
- stainless AISI 304 "A2"

Surface finish of the Collar nuts – cold galvanized, geomet 500 or stainless AISI 304

Use:

The PZM series supports are used in combination with pairs of M8 threaded rods as bearing elements in vertical cable track installations. However, they can also be used for wall mounting or, in combination with the DZM 14 holder, for floor mounting.

Specifications:

Length – 130 mm

Height – 20 mm

Width – 30 mm

Sheet thickness – 1,0 mm

Load capacity:

150 kg

Note: The declared load capacity depends on the professional assembly and correct anchor technique [use of appropriate anchoring elements according to actual application].

Description:

The PZM 100 support is designed with screwless clamp for easy installation of mesh cable trays MERKUR 2 without additional connecting parts. In the support are two holes $\varnothing 8,4$ mm for easy fixing to the threaded rods M8.

The Collar nuts M8 are included in the package of the supports [2 pcs].

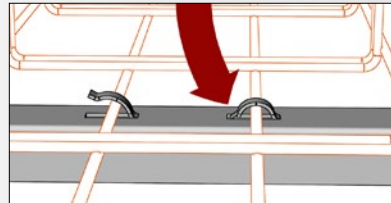
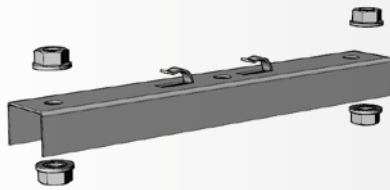
PZM 150 support

components shown in the figure are included in the package

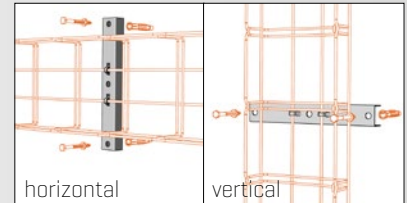
GZ
galvanized zinc

ZD
hot zinc dipping

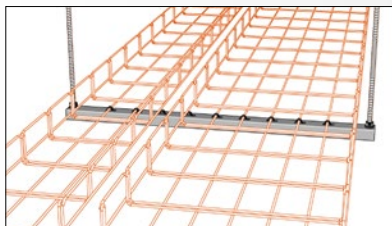
A2
stainless steel AISI 304




Attaching the mesh trays to the supports
Mesh trays placed on supports are attached by bending the grip as shown in the figure.



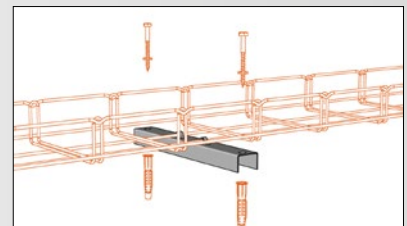
horizontal vertical
Wall mounting
Serves for wall mounted cable routes.



Multiple route assembly
Multiple mesh trays can be attached to the supports, up to the full capacity of each support.



Mounting on threaded rod pairs
Serves for suspended cable tracks anchored directly into the ceiling.



Floor mounting
Serves for horizontal cable tracks anchored directly into the floor.

Product: PZM 150 support

Manufacturer: ARKYS Ltd., Podstranska 1, 627 00 Brno

Technical features:

Material – steel or stainless steel sheet AISI 304 "A2"

Surface finish [finish] – cold galvanized
– hot zinc dipped by dipping
– stainless AISI 304 "A2"

Surface finish of the Collar nuts – cold galvanized, geomet 500 or stainless AISI 304

Use:

The PZM series supports are used in combination with pairs of M8 threaded rods as bearing elements in vertical cable track installations. However, they can also be used for wall mounting or, in combination with the DZM 14 holder, for floor mounting.

Specifications:

Length – 215 mm

Height – 20 mm

Width – 30 mm

Hole spacing [for threaded rods M8] – 185 mm

Sheet thickness – 1,0 mm

Load capacity:

150 kg

Note: The declared load capacity depends on the professional assembly and correct anchor technique [use of appropriate anchoring elements according to actual application].

Description:

The PZM 150 support is designed with screwless clamp for easy installation of mesh cable trays MERKUR 2 without additional connecting parts. In the support are two holes \varnothing 8,4 mm for easy fixing to the threaded rods M8 [this support can be also fixed only for one threaded rod M8]. The Collar nuts M8 are included in the package of the supports [4 pcs].

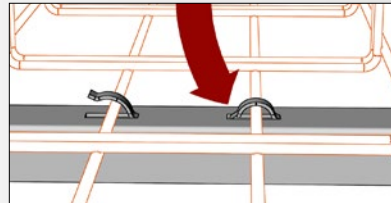
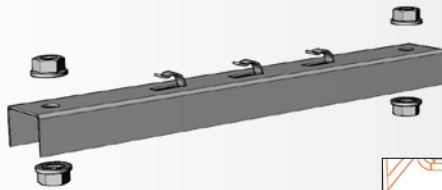
PZM 200 support

components shown in the figure are included in the package

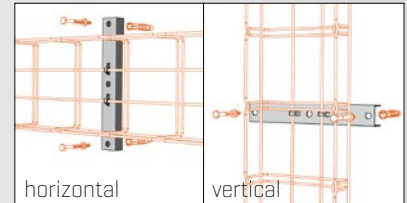
GZ
galvanized zinc

ZD
hot zinc dipping

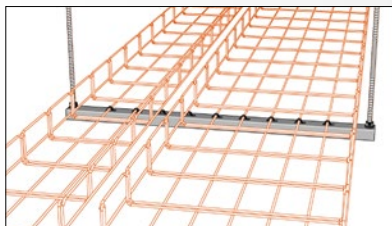
A2
stainless steel AISI 304




Attaching the mesh trays to the supports
Mesh trays placed on supports are attached by bending the grip as shown in the figure.



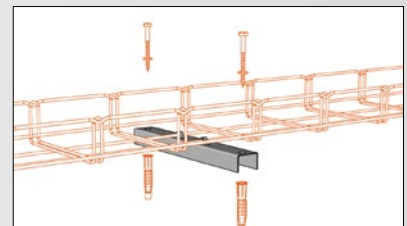
horizontal vertical
Wall mounting
Serves for wall mounted cable routes.



Multiple route assembly
Multiple mesh trays can be attached to the supports, up to the full capacity of each support.



Mounting on threaded rod pairs
Serves for suspended cable tracks anchored directly into the ceiling.



Floor mounting
Serves for horizontal cable tracks anchored directly into the floor.

Product: PZM 200 support

Manufacturer: ARKYS Ltd., Podstranska 1, 627 00 Brno

Technical features:

Material – steel or stainless steel sheet AISI 304 "A2"

Surface finish [finish] – cold galvanized
– hot zinc dipped by dipping
– stainless AISI 304 "A2"

Surface finish of the Collar nuts – cold galvanized, geomet 500 or stainless AISI 304

Use:

The PZM series supports are used in combination with pairs of M8 threaded rods as bearing elements in vertical cable track installations. However, they can also be used for wall mounting or, in combination with the DZM 14 holder, for floor mounting.

Specifications:

Length – 265 mm

Height – 20 mm

Width – 30 mm

Hole spacing [for threaded rods M8] – 235 mm

Sheet thickness – 1,0 mm

Load capacity:

150 kg

Note: The declared load capacity depends on the professional assembly and correct anchor technique [use of appropriate anchoring elements according to actual application].

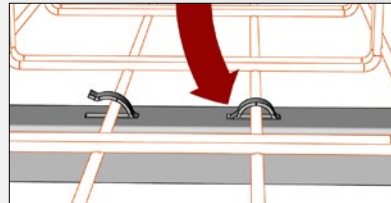
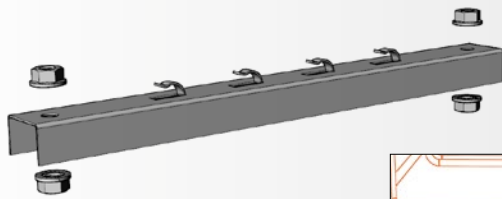
Description:

The PZM 200 support is designed with screwless clamp for easy installation of mesh cable trays MERKUR 2 without additional connecting parts. In the support are two holes \varnothing 8,4 mm for easy fixing to the threaded rods M8.

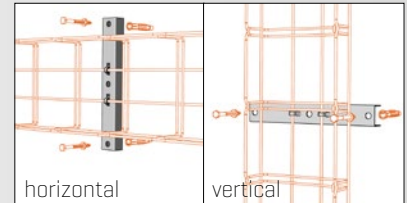
The Collar nuts M8 are included in the package of the supports [4 pcs].

PZM 250 support

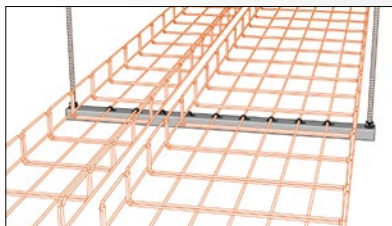
components shown in the figure are included in the package




Attaching the mesh trays to the supports
Mesh trays placed on supports are attached by bending the grip as shown in the figure.



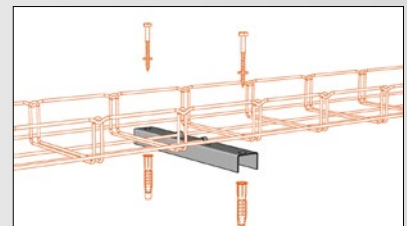
horizontal vertical
Wall mounting
Serves for wall mounted cable routes.



Multiple route assembly
Multiple mesh trays can be attached to the supports, up to the full capacity of each support.



Mounting on threaded rod pairs
Serves for suspended cable tracks anchored directly into the ceiling.



Floor mounting
Serves for horizontal cable tracks anchored directly into the floor.

Product: PZM 250 support

Manufacturer: ARKYS Ltd., Podstranska 1, 627 00 Brno

Technical features:

Material – steel or stainless steel sheet AISI 304 "A2"

Surface finish [finish] – cold galvanized
– hot zinc dipped by dipping
– stainless AISI 304 "A2"

Surface finish of the Collar nuts – cold galvanized, geomet 500 or stainless AISI 304

Use:

The PZM series supports are used in combination with pairs of M8 threaded rods as bearing elements in vertical cable track installations. However, they can also be used for wall mounting or, in combination with the DZM 14 holder, for floor mounting.

Specifications:

Length – 315 mm
Height – 20 mm
Width – 30 mm
Hole spacing [for threaded rods M8] – 285 mm
Sheet thickness – 1,0 mm

Load capacity:

150 kg

Note: The declared load capacity depends on the professional assembly and correct anchor technique [use of appropriate anchoring elements according to actual application].

Description:

The PZM 250 support is designed with screwless clamp for easy installation of mesh cable trays MERKUR 2 without additional connecting parts. In the support are two holes \varnothing 8,4 mm for easy fixing to the threaded rods M8. The Collar nuts M8 are included in the package of the supports [4 pcs].

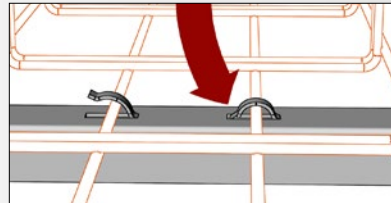
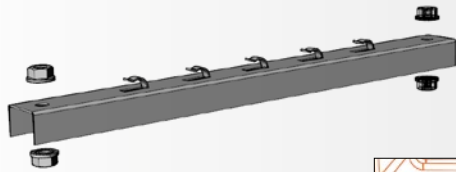
PZM 300 support

components shown in the figure are included in the package

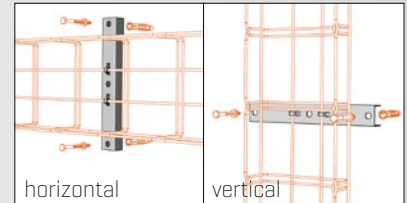
GZ
galvanized zinc

ZD
hot zinc dipping

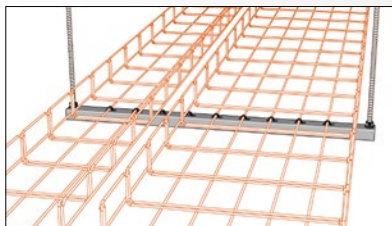
A2
stainless steel AISI 304




Attaching the mesh trays to the supports
Mesh trays placed on supports are attached by bending the grip as shown in the figure.



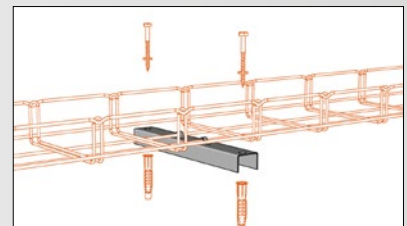
horizontal vertical
Wall mounting
Serves for wall mounted cable routes.



Multiple route assembly
Multiple mesh trays can be attached to the supports, up to the full capacity of each support.



Mounting on threaded rod pairs
Serves for suspended cable tracks anchored directly into the ceiling.



Floor mounting
Serves for horizontal cable tracks anchored directly into the floor.

Product: PZM 300 support

Manufacturer: ARKYS Ltd., Podstranska 1, 627 00 Brno

Technical features:

Material – steel or stainless steel sheet AISI 304 "A2"

Surface finish [finish] – cold galvanized
– hot zinc dipped by dipping
– stainless AISI 304 "A2"

Surface finish of the Collar nuts – cold galvanized, geomet 500 or stainless AISI 304

Use:

The PZM series supports are used in combination with pairs of M8 threaded rods as bearing elements in vertical cable track installations. However, they can also be used for wall mounting or, in combination with the DZM 14 holder, for floor mounting.

Specifications:

Length – 365 mm

Height – 20 mm

Width – 30 mm

Hole spacing [for threaded rods M8] – 335 mm

Sheet thickness – 1,0 mm

Load capacity:

150 kg

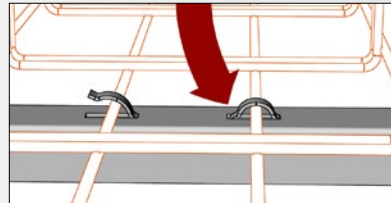

Note: The declared load capacity depends on the professional assembly and correct anchor technique [use of appropriate anchoring elements according to actual application].

Description:

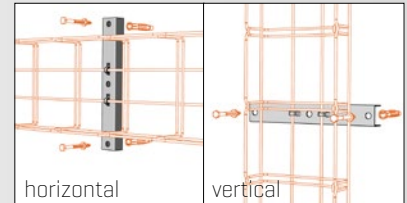
The PZM 300 support is designed with screwless clamp for easy installation of mesh cable trays MERKUR 2 without additional connecting parts. In the support are two holes \varnothing 8,4 mm for easy fixing to the threaded rods M8. The Collar nuts M8 are included in the package of the supports [4 pcs].

PZM 400 support

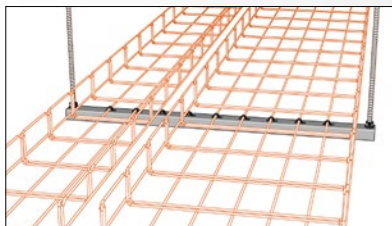
components shown in the figure are included in the package




Attaching the mesh trays to the supports
Mesh trays placed on supports are attached by bending the grip as shown in the figure.



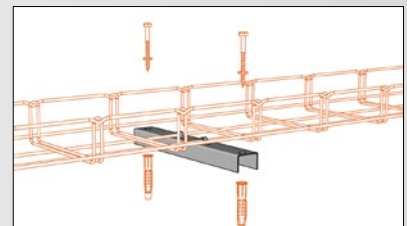
horizontal vertical
Wall mounting
Serves for wall mounted cable routes.



Multiple route assembly
Multiple mesh trays can be attached to the supports, up to the full capacity of each support.



Mounting on threaded rod pairs
Serves for suspended cable tracks anchored directly into the ceiling.



Floor mounting
Serves for horizontal cable tracks anchored directly into the floor.

Product: PZM 400 support

Manufacturer: ARKYS Ltd., Podstranska 1, 627 00 Brno

Technical features:

Material – steel or stainless steel sheet AISI 304 "A2"

Surface finish [finish] – cold galvanized
– hot zinc dipped by dipping
– stainless AISI 304 "A2"

Surface finish of the Collar nuts – cold galvanized, geomet 500 or stainless AISI 304

Use:

The PZM series supports are used in combination with pairs of M8 threaded rods as bearing elements in vertical cable track installations. However, they can also be used for wall mounting or, in combination with the DZM 14 holder, for floor mounting.

Specifications:

Length – 465 mm
Height – 20 mm
Width – 30 mm
Hole spacing [for threaded rods M8] – 435 mm
Sheet thickness – 1,0 mm

Load capacity:

150 kg

Note: The declared load capacity depends on the professional assembly and correct anchor technique [use of appropriate anchoring elements according to actual application].

Description:

The PZM 400 support is designed with screwless clamp for easy installation of mesh cable trays MERKUR 2 without additional connecting parts. In the support are two holes \varnothing 8,4 mm for easy fixing to the threaded rods M8. The Collar nuts M8 are included in the package of the supports [4 pcs].

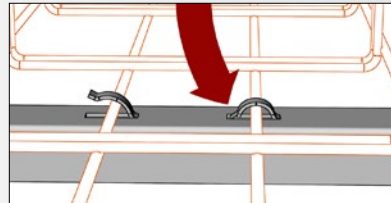

PZM 500 support

components shown in the figure are included in the package

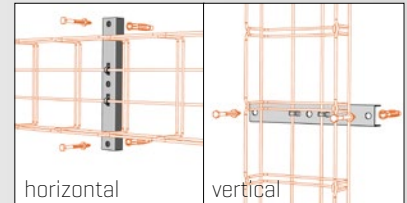
GZ
galvanic zinc

ZD
hot zinc dipping

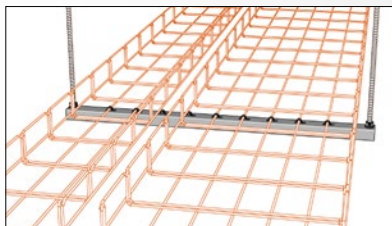
A2
stainless steel AISI 304




Attaching the mesh trays to the supports
Mesh trays placed on supports are attached by bending the grip as shown in the figure.



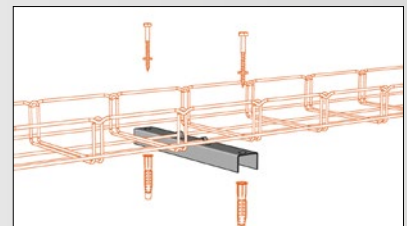
horizontal
vertical
Wall mounting
Serves for wall mounted cable routes.



Multiple route assembly
Multiple mesh trays can be attached to the supports, up to the full capacity of each support.



Mounting on threaded rod pairs
Serves for suspended cable tracks anchored directly into the ceiling.



Floor mounting
Serves for horizontal cable tracks anchored directly into the floor.

Product: PZM 500 support

Manufacturer: ARKYS Ltd., Podstranska 1, 627 00 Brno

Technical features:

Material – steel or stainless steel sheet AISI 304 "A2"

Surface finish [finish] – cold galvanized
– hot zinc dipped by dipping
– stainless AISI 304 "A2"

Surface finish of the Collar nuts – cold galvanized, geomet 500 or stainless AISI 304

Use:

The PZM series supports are used in combination with pairs of M8 threaded rods as bearing elements in vertical cable track installations. However, they can also be used for wall mounting or, in combination with the DZM 14 holder, for floor mounting.

Specifications:

Length – 565 mm

Height – 20 mm

Width – 30 mm

Hole spacing [for threaded rods M8] – 535 mm

Sheet thickness – 1,0 mm

Load capacity:

150 kg

Note: The declared load capacity depends on the professional assembly and correct anchor technique [use of appropriate anchoring elements according to actual application].

Description:

The PZM 500 support is designed with screwless clamp for easy installation of mesh cable trays MERKUR 2 without additional connecting parts. In the support are two holes \varnothing 8,4 mm for easy fixing to the threaded rods M8.


The Collar nuts M8 are included in the package of the supports [4 pcs].

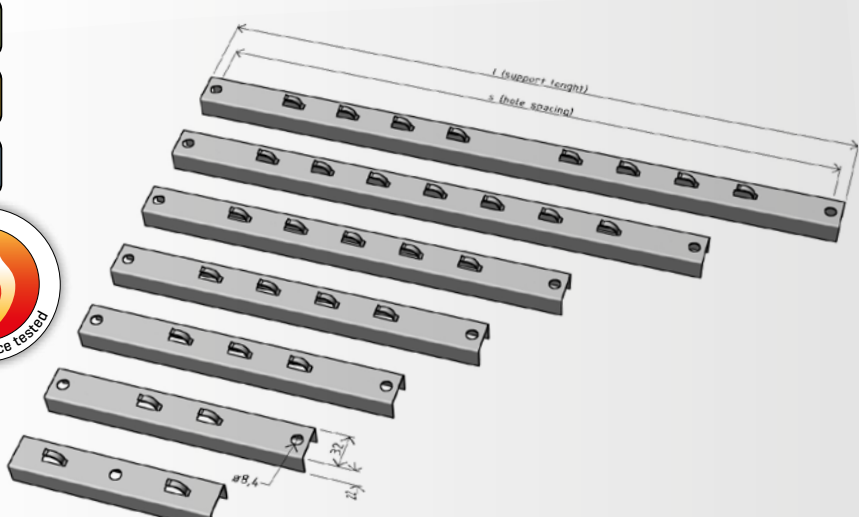
PZMP support, fire resistant

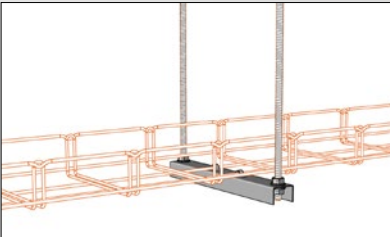
GZ
galvanized
zinc

ZD
hot
zinc-dipped

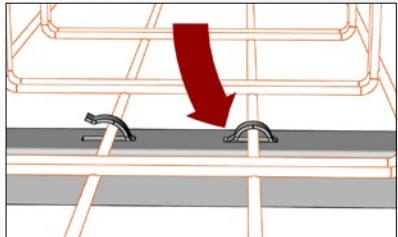
A2
stainless
AISI 304



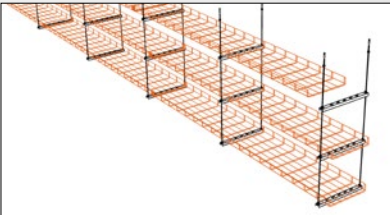





Mounting on threaded rod pairs
Serves for suspended cable tracks anchored directly into the ceiling.




Attaching the mesh trays to the supports
Mesh trays placed on supports are attached by bending the grip as shown in the figure.



Suspended mounting
The threaded rods can carry multiple cable tracks above one another. The mesh trays may have various widths, up to the full support capacity.



horizontal



vertical

Wall mounting
Serves for wall mounted cable routes.

Product: PZMP-series supports

Manufacturer: ARKYS Ltd., Podstranska 1, 627 00 Brno

Technical features:

Material – steel or stainless steel sheet AISI 304 “A2”

- Surface finish [finish] – cold galvanized
- hot zinc dipped by dipping
 - stainless AISI 304 “A2”

Surface finish of the Collar nuts – cold galvanized, geomet 500 or stainless AISI 304

Use:

The PZMP series supports are tested for fire resistance at 842°C/120 min. In combination with M8 threaded rods they are used as bearing elements in fire resistant spatial installation of cable tracks.

Specifications:

Length – 130-565 mm [according to type of support]

Height – 22 mm

Width – 32 mm

Hole spacing [for threaded rods M8] – 185-535 mm [according to type of support]

Sheet thickness – 2,0 mm

Load capacity:

150 kg

Note: The declared load capacity depends on the professional assembly and correct anchor technique [use of appropriate anchoring elements according to actual application].

Description:

The PZMP-series supports are designed with screwless clamp for easy installation of mesh cable trays MERKUR 2 without additional connecting parts. In the support are two holes Ø 8,4 mm [type PZMP 100-1 hole] for easy fixing to the threaded rods M8.

The Collar nuts M8 are included in the package of the supports [2 or 4 pcs according to type of support].

Arkys Ltd., Podstránská 1, 627 00 Brno | IČ: 25321366, DIČ: CZ25321366, KOS v Brně oddíl C, vložka 25198

Tel.: +420 517 541, Fax.: +420 517 541 220, e-mail: arkys@arkys.cz

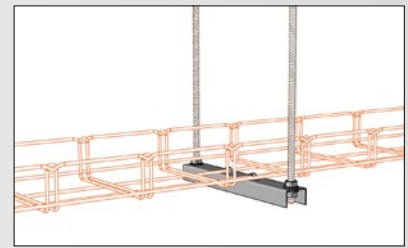
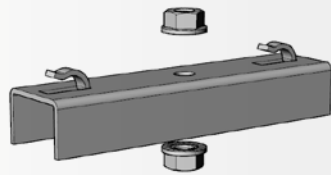
PZMP 100 support, fire resistant

components shown in the figure are included in the package

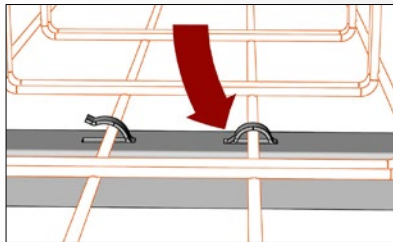
GZ
galvanized
zinc

ZD
hot
zinc-dipped

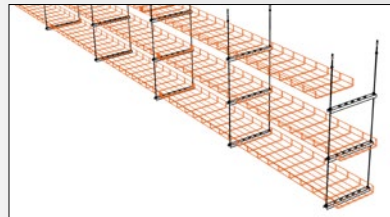
A2
stainless
AISI 304



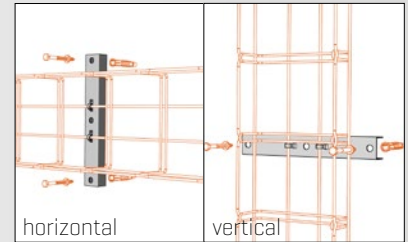
Mounting on threaded rod pairs
Serves for suspended cable tracks anchored directly into the ceiling.



Attaching the mesh trays to the supports
Mesh trays placed on supports are attached by bending the grip as shown in the figure.



Suspended mounting
The threaded rods can carry multiple cable tracks above one another. The trays may have various widths, up to the full support capacity.



horizontal vertical
Wall mounting
Serves for wall mounted cable routes.

Product: PZMP 100 support

Manufacturer: ARKYS Ltd., Podstránská 1, 627 00 Brno

Technical features:

Material – steel or stainless steel sheet AISI 304 "A2"

- Surface finish [finish] – cold galvanized
- hot zinc dipped by dipping
 - stainless AISI 304 "A2"

Surface finish of the Collar nuts – cold galvanized, geomet 500 or stainless AISI 304

Use:

The PZMP series supports are tested for fire resistance according temperature curves P and PH. In combination with M8 threaded rods they are used as bearing elements in fire resistant spatial installation of cable tracks.

Specifications:

- Length – 130 mm
- Height – 22 mm
- Width – 32 mm
- Sheet thickness – 2,0 mm

Load capacity:

150 kg

Note: The declared load capacity depends on the professional assembly and correct anchor technique [use of appropriate anchoring elements according to actual application].

Description:

The PZMP 100 support is designed with screwless clamp for easy installation of mesh cable trays MERKUR 2 without additional connecting parts. In the support is one hole Ø 8,4 mm for easy fixing to the threaded rods M8.

The Collar nuts M8 are included in the package of the supports [2 pcs].

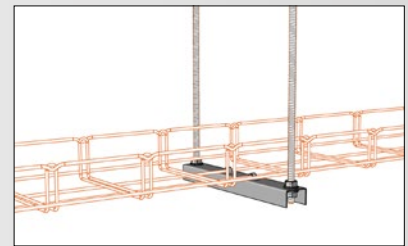
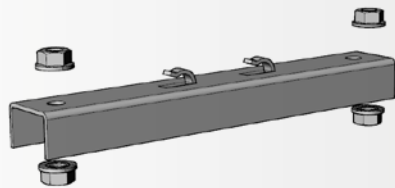
PZMP 150 support, fire resistant

components shown in the figure are included in the package

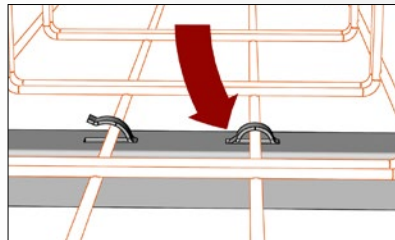
GZ
galvanized
zinc

ZD
hot
zinc dipping

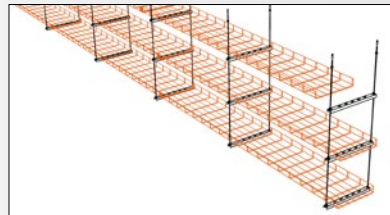
A2
stainless
AISI 304



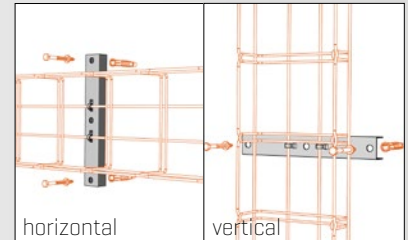
Mounting on threaded rod pairs
Serves for suspended cable tracks anchored directly into the ceiling.



Attaching the mesh trays to the supports
Mesh trays placed on supports are attached by bending the grip as shown in the figure.



Suspended mounting
The threaded rods can carry multiple cable tracks above one another. The trays may have various widths, up to the full support capacity.



horizontal vertical
Wall mounting
Serves for wall mounted cable routes.

Product: PZMP 150 support

Manufacturer: ARKYS Ltd., Podstránská 1, 627 00 Brno

Technical features:

Material – steel or stainless steel sheet AISI 304 "A2"

Surface finish [finish] – cold galvanized
– hot zinc dipped by dipping
– stainless AISI 304 "A2"

Surface finish of the Collar nuts – cold galvanized, geomet 500 or stainless AISI 304

Use:

The PZMP series supports are tested for fire resistance according temperature curves P and PH. In combination with M8 threaded rods they are used as bearing elements in fire resistant spatial installation of cable tracks.

Specifications:

Length – 215 mm

Height – 22 mm

Width - 32 mm

Hole spacing [for threaded rods M8] – 185 mm

Sheet thickness – 2,0 mm

Load capacity:

150 kg

Note: The declared load capacity depends on the professional assembly and correct anchor technique [use of appropriate anchoring elements according to actual application].

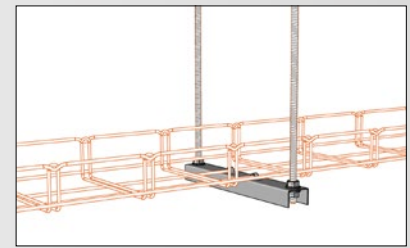
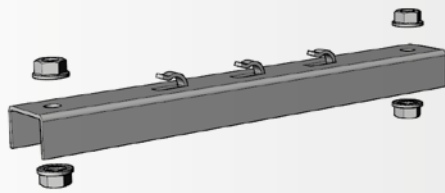

Description:

The PZMP 150 support is designed with screwless clamp for easy installation of mesh cable trays MERKUR 2 without additional connecting parts. In the support are two holes \varnothing 8,4 mm for easy fixing to the threaded rods M8.

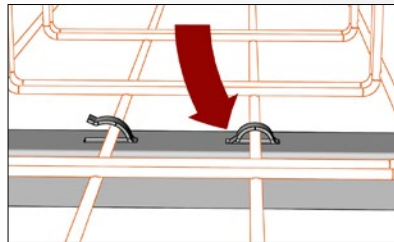
The Collar nuts M8 are included in the package of the supports [4 pcs].

PZMP 200 support, fire resistant

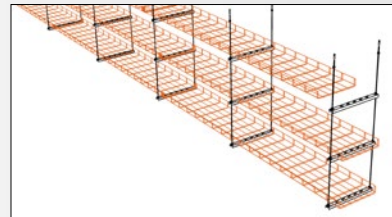
components shown in the figure are included in the package



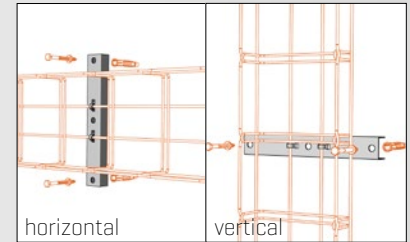
Mounting on threaded rod pairs
Serves for suspended cable tracks anchored directly into the ceiling.



Attaching the mesh trays to the supports
Mesh trays placed on supports are attached by bending the grip as shown in the figure.



Suspended mounting
The threaded rods can carry multiple cable tracks above one another. The trays may have various widths, up to the full support capacity.



horizontal vertical
Wall mounting
Serves for wall mounted cable routes.

Product: PZMP 200 support

Manufacturer: ARKYS Ltd., Podstránská 1, 627 00 Brno

Technical features:

Material – steel or stainless steel sheet AISI 304 "A2"

- Surface finish [finish] – cold galvanized
- hot zinc dipped by dipping
 - stainless AISI 304 "A2"

Surface finish of the Collar nuts – cold galvanized, geomet 500 or stainless AISI 304

Use:

The PZMP series supports are tested for fire resistance according temperature curves P and PH. In combination with M8 threaded rods they are used as bearing elements in fire resistant spatial installation of cable tracks.

Specifications:

- Length – 265 mm
- Height – 22 mm
- Width – 32 mm
- Hole spacing [for threaded rods M8] – 235 mm
- Sheet thickness – 2,0 mm

Load capacity:

150 kg

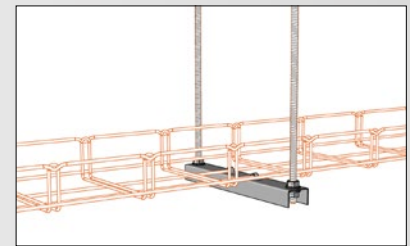
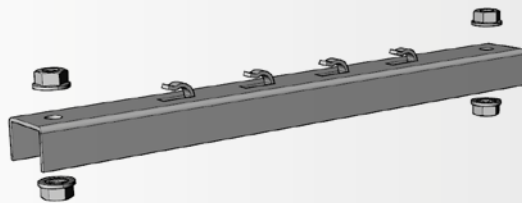

Note: The declared load capacity depends on the professional assembly and correct anchor technique [use of appropriate anchoring elements according to actual application].

Description:

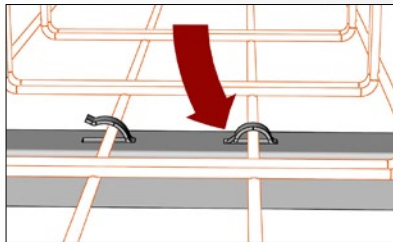
The PZMP 200 support is designed with screwless clamp for easy installation of mesh cable trays MERKUR 2 without additional connecting parts. In the support are two holes \varnothing 8,4 mm for easy fixing to the threaded rods M8. The Collar nuts M8 are included in the package of the supports [4 pcs].

PZMP 250 support, fire resistant

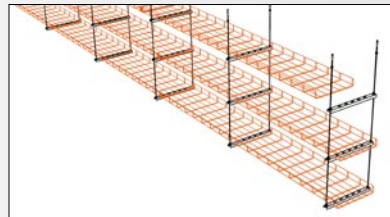
components shown in the figure are included in the package



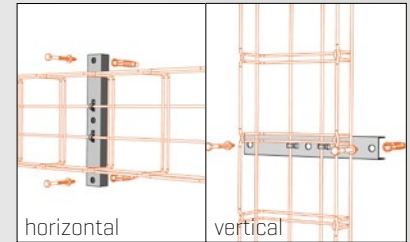
Mounting on threaded rod pairs
Serves for suspended cable tracks anchored directly into the ceiling.



Attaching the mesh trays to the supports
Mesh trays placed on supports are attached by bending the grip as shown in the figure.



Suspended mounting
The threaded rods can carry multiple cable tracks above one another. The trays may have various widths, up to the full support capacity.



horizontal vertical
Wall mounting
Serves for wall mounted cable routes.

Product: PZMP 250 support

Manufacturer: ARKYS Ltd., Podstránská 1, 627 00 Brno

Technical features:

Material – steel or stainless steel sheet AISI 304 "A2"

Surface finish [finish] – cold galvanized
 – hot zinc dipped by dipping
 – stainless AISI 304 "A2"

Surface finish of the Collar nuts – cold galvanized, geomet 500 or stainless AISI 304

Use:

The PZMP series supports are tested for fire resistance according temperature curves P and PH. In combination with M8 threaded rods they are used as bearing elements in fire resistant spatial installation of cable tracks.

Specifications:

Length – 315 mm
 Height – 22 mm
 Width - 32 mm
 Hole spacing [for threaded rods M8] – 285 mm
 Sheet thickness – 2,0 mm

Load capacity:

150 kg

Note: The declared load capacity depends on the professional assembly and correct anchor technique [use of appropriate anchoring elements according to actual application].

Description:

The PZMP 250 support is designed with screwless clamp for easy installation of mesh cable trays MERKUR 2 without additional connecting parts. In the support are two holes \varnothing 8,4 mm for easy fixing to the threaded rods M8. The Collar nuts M8 are included in the package of the supports [4 pcs].

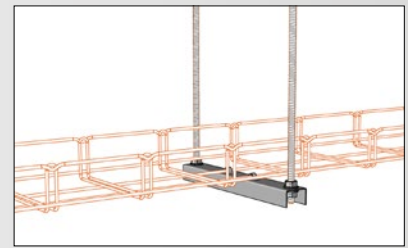
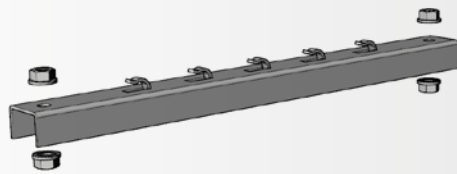
PZMP 300 support, fire resistant

components shown in the figure are included in the package

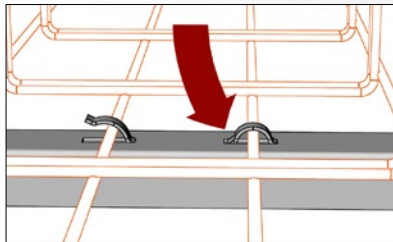
GZ
galvanized
zinc

ZD
hot
zinc-dipped

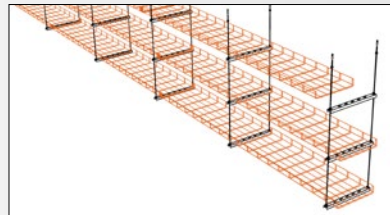
A2
stainless
AISI 304



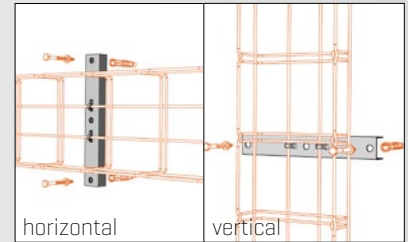
Mounting on threaded rod pairs
Serves for suspended cable tracks anchored directly into the ceiling.



Attaching the mesh trays to the supports
Mesh trays placed on supports are attached by bending the grip as shown in the figure.



Suspended mounting
The threaded rods can carry multiple cable tracks above one another. The trays may have various widths, up to the full support capacity.



horizontal vertical
Wall mounting
Serves for wall mounted cable routes.

Product: PZMP 300 support

Manufacturer: ARKYS Ltd., Podstránská 1, 627 00 Brno

Technical features:

Material – steel or stainless steel sheet AISI 304 "A2"

Surface finish [finish] – cold galvanized
– hot zinc dipped by dipping
– stainless AISI 304 "A2"

Surface finish of the Collar nuts – cold galvanized, geomet 500 or stainless AISI 304

Use:

The PZMP series supports are tested for fire resistance according temperature curves P and PH. In combination with M8 threaded rods they are used as bearing elements in fire resistant spatial installation of cable tracks.

Specifications:

Length – 365 mm

Height – 22 mm

Width - 32 mm

Hole spacing [for threaded rods M8] – 335 mm

Sheet thickness – 2,0 mm

Load capacity:

150 kg

Note: The declared load capacity depends on the professional assembly and correct anchor technique [use of appropriate anchoring elements according to actual application].

Description:

The PZMP 300 support is designed with screwless clamp for easy installation of mesh cable trays MERKUR 2 without additional connecting parts. In the support are two holes \varnothing 8,4 mm for easy fixing to the threaded rods M8.

The Collar nuts M8 are included in the package of the supports [4 pcs].

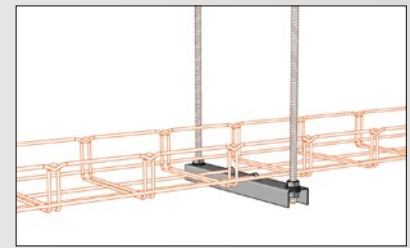
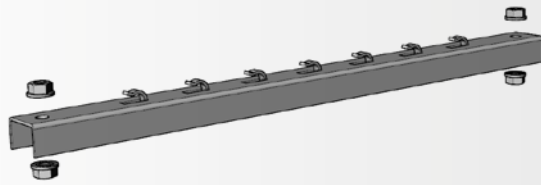
PZMP 400 support, fire resistant

components shown in the figure are included in the package

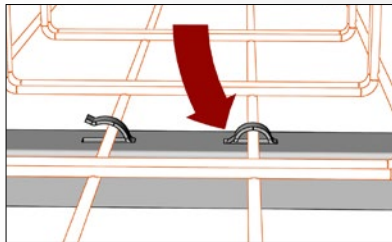
GZ
galvanized
zinc

ZD
hot
zinc-dipped

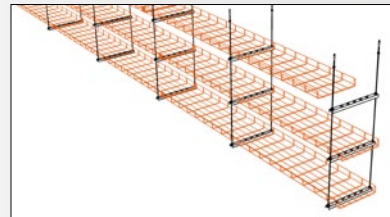
A2
stainless
AISI 304



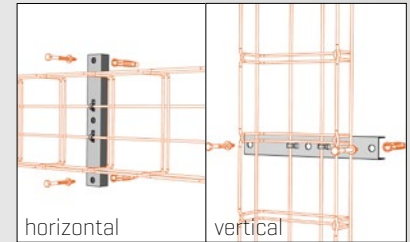
Mounting on threaded rod pairs
Serves for suspended cable tracks anchored directly into the ceiling.



Attaching the mesh trays to the supports
Mesh trays placed on supports are attached by bending the grip as shown in the figure.



Suspended mounting
The threaded rods can carry multiple cable tracks above one another. The trays may have various widths, up to the full support capacity.



horizontal vertical
Wall mounting
Serves for wall mounted cable routes.

Product: PZMP 400 support

Manufacturer: ARKYS Ltd., Podstránská 1, 627 00 Brno

Technical features:

Material – steel or stainless steel sheet AISI 304 "A2"

Surface finish [finish] – cold galvanized

- hot zinc dipped by dipping
- stainless AISI 304 "A2"

Surface finish of the Collar nuts – cold galvanized, geomet 500 or stainless AISI 304

Use:

The PZMP series supports are tested for fire resistance according temperature curves P and PH. In combination with M8 threaded rods they are used as bearing elements in fire resistant spatial installation of cable tracks.

Specifications:

Length – 465 mm

Height – 22 mm

Width – 32 mm

Hole spacing [for threaded rods M8] – 435 mm

Sheet thickness – 2,0 mm

Load capacity:

150 kg

Note: The declared load capacity depends on the professional assembly and correct anchor technique [use of appropriate anchoring elements according to actual application].

Description:

The PZMP 400 support is designed with screwless clamp for easy installation of mesh cable trays MERKUR 2 without additional connecting parts. In the support are two holes \varnothing 8,4 mm for easy fixing to the threaded rods M8.

The Collar nuts M8 are included in the package of the supports [4 pcs].

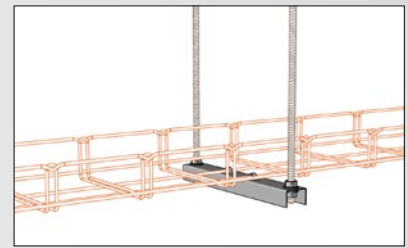
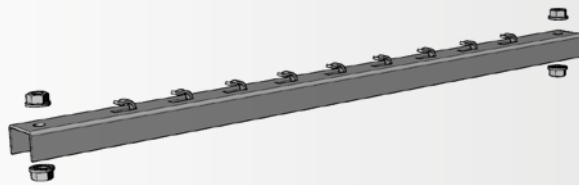
PZMP 500 support, fire resistant

components shown in the figure are included in the package

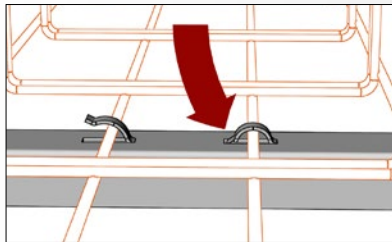
GZ
galvanic
zinc

ZD
hot
zinc-dipped

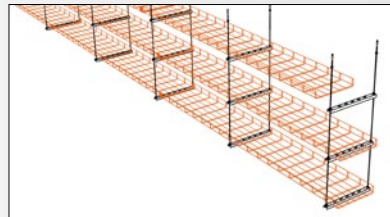
A2
stainless
AISI 304



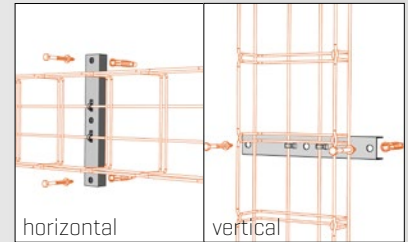
Mounting on threaded rod pairs
Serves for suspended cable tracks anchored directly into the ceiling.



Attaching the mesh trays to the supports
Mesh trays placed on supports are attached by bending the grip as shown in the figure.



Suspended mounting
The threaded rods can carry multiple cable tracks above one another. The trays may have various widths, up to the full support capacity.



horizontal vertical
Wall mounting
Serves for wall mounted cable routes.

Product: PZMP 500 support

Manufacturer: ARKYS Ltd., Podstránská 1, 627 00 Brno

Technical features:

Material – steel or stainless steel sheet AISI 304 "A2"

Surface finish [finish] – cold galvanized
– hot zinc dipped by dipping
– stainless AISI 304 "A2"

Surface finish of the Collar nuts – cold galvanized, geomet 500 or stainless AISI 304

Use:

The PZMP series supports are tested for fire resistance according temperature curves P and PH. In combination with M8 threaded rods they are used as bearing elements in fire resistant spatial installation of cable tracks.

Specifications:

Length – 565 mm

Height – 22 mm

Width – 32 mm

Hole spacing [for threaded rods M8] – 535 mm

Sheet thickness – 2,0 mm

Load capacity:

150 kg

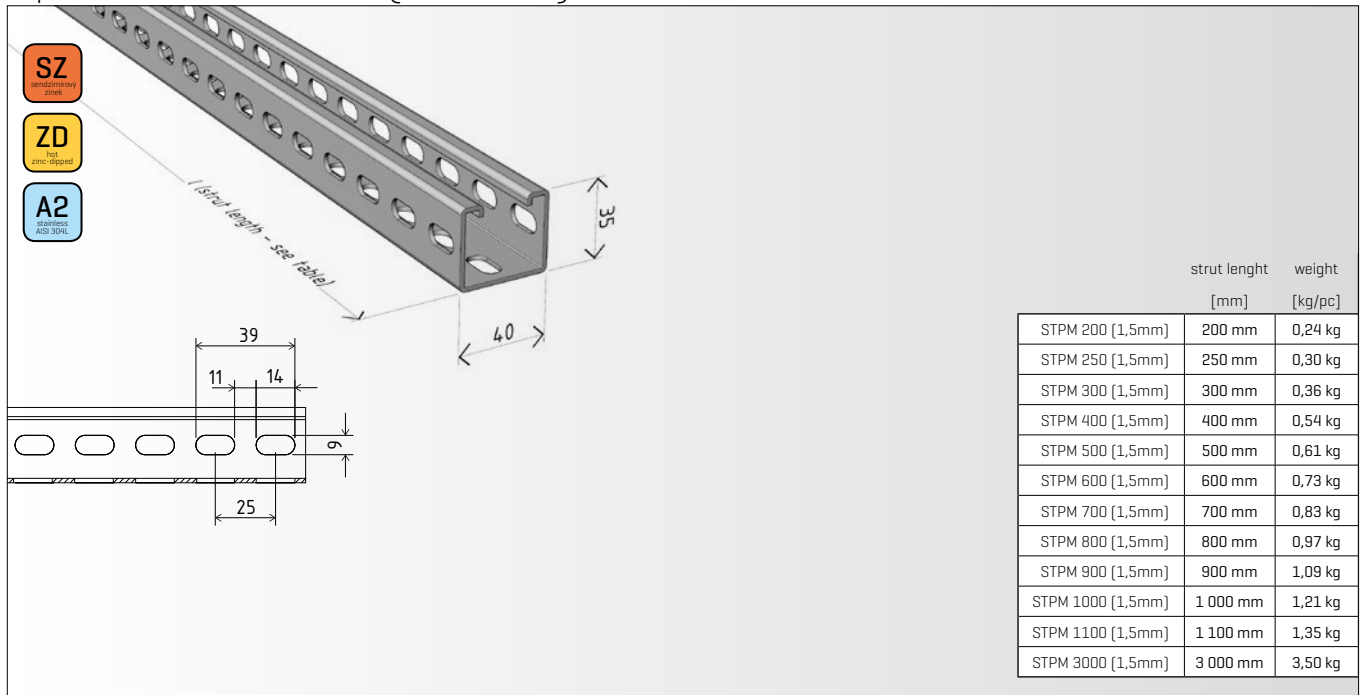
Note: The declared load capacity depends on the professional assembly and correct anchor technique [use of appropriate anchoring elements according to actual application].

Description:

The PZMP 500 support is designed with screwless clamp for easy installation of mesh cable trays MERKUR 2 without additional connecting parts. In the support are two holes \varnothing 8,4 mm for easy fixing to the threaded rods M8.

The Collar nuts M8 are included in the package of the supports [4 pcs].

Spatial strut **STPM** [1,5 mm]



Product: Spatial strut STPM [1,5 mm]

Manufacturer: ARKYS Ltd., Podstránská 1, 627 00 Brno

Technical features:

Material - steel or stainless steel sheet AISI 304 "A2"

Surface finish [finish] - cold galvanized

- hot zinc dipped by dipping
- stainless AISI 304 "A2"

Use:

The spatial struts of the STPM series are used for creating carrying structures for cable tracks.

The anchoring to the horizontal parts of the structure is made in combination with DZM STP or DZM STPU holders.

In the next step the NZM series cantilevers are installed as needed. The end of the strut can be closed by cap OK 2 for safety.

Specifications:

Length - 200 - 3 000 mm [according to type of strut]

Width - 40 mm

Height - 35 mm

Sidewall thickness - 1,5 mm

Spatial strut **STPM** [2,0 mm]

	strut length [mm]	weight [kg/pc]
STPM 1200 [2,0mm]	1 200 mm	1,96 kg
STPM 1300 [2,0mm]	1 300 mm	2,05 kg
STPM 1400 [2,0mm]	1 400 mm	2,14 kg
STPM 1500 [2,0mm]	1 500 mm	2,31 kg
STPM 1600 [2,0mm]	1 600 mm	2,43 kg
STPM 1700 [2,0mm]	1 700 mm	2,65 kg
STPM 1800 [2,0mm]	1 800 mm	2,78 kg
STPM 1900 [2,0mm]	1 900 mm	2,90 kg
STPM 2000 [2,0mm]	2 000 mm	3,10 kg
STPM 2100 [2,0mm]	2 100 mm	3,21 kg
STPM 2200 [2,0mm]	2 200 mm	3,38 kg
STPM 2300 [2,0mm]	2 300 mm	3,52 kg
STPM 2400 [2,0mm]	2 400 mm	3,66 kg
STPM 2500 [2,0mm]	2 500 mm	3,81 kg
STPM 2600 [2,0mm]	2 600 mm	3,98 kg
STPM 2700 [2,0mm]	2 700 mm	4,09 kg
STPM 2800 [2,0mm]	2 800 mm	4,22 kg
STPM 2900 [2,0mm]	2 900 mm	4,39 kg
STPM 3000 [2,0mm]	3 000 mm	4,50 kg
STPM 6000 [2,0mm]	6 000 mm	9,00 kg

Product: Spatial strut STPM [2,0 mm]

Manufacturer: ARKYS Ltd., Podstránská 1, 627 00 Brno

Technical features:

Material - steel or stainless steel sheet AISI 304 "A2"

Surface finish [finish] - cold galvanized

- hot zinc dipped by dipping
- stainless AISI 304 "A2"

Use:

The spatial struts of the STPM series are used for creating carrying structures for cable tracks.

The anchoring to the horizontal parts of the structure is made in combination with DZM STP or DZM STPU holders.

In the next step the NZM series cantilevers are installed as needed. The end of the strut can be closed by cap OK 2 for safety.

Specifications:

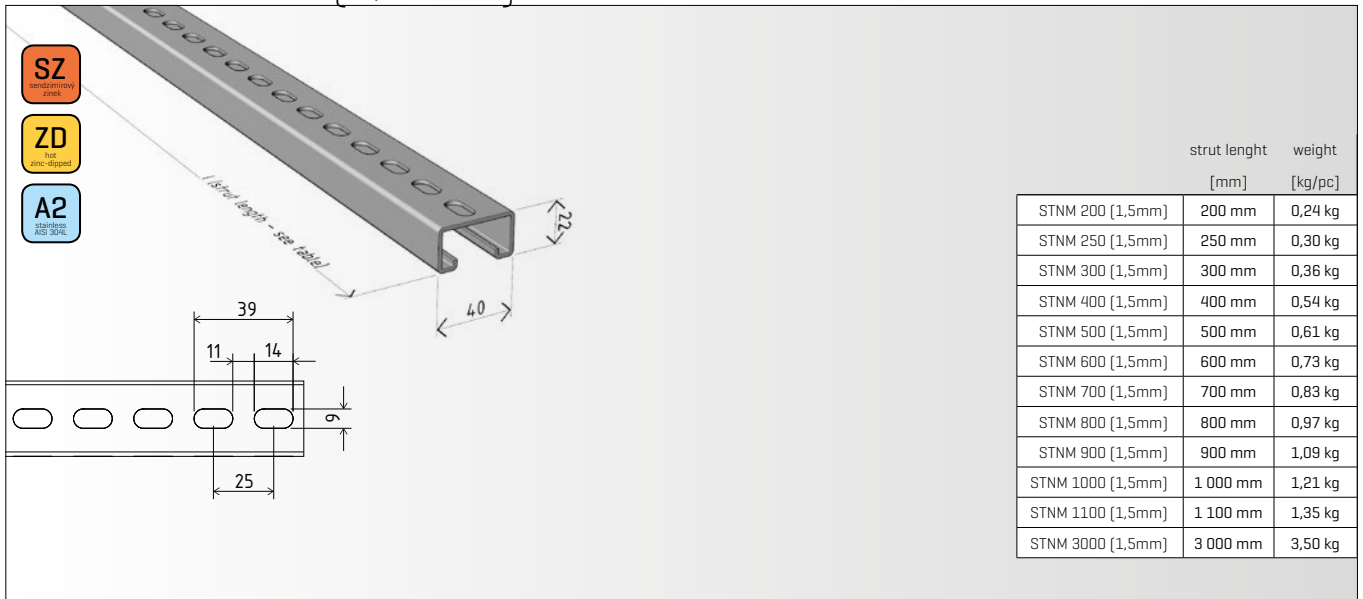
Length - 1 200 - 6 000 mm [according to type of strut]

Width - 40 mm

Height - 35 mm

Sidewall thickness - 2,0 mm

Wall strut **STNM** [1,5 mm]



Product: Wall strut STPM [1,5 mm]

Manufacturer: ARKYS Ltd., Podstránská 1, 627 00 Brno

Technical features:

Material - steel or stainless steel sheet AISI 304 "A2"

Surface finish [finish] - cold galvanized

- hot zinc dipped by dipping
- stainless AISI 304 "A2"

Use:

The struts of the STNM series are used for wall mounting of cable tracks in places where the anchoring forces should be distributed in poor quality masonry.

Additional cable tracks can be installed any time by using rectangular nuts MSM/M6-M8 and fixing plate PVM [sliding installation].

Specifications:


Length - 200-3 000 mm [according to type of strut]

Width - 40 mm

Height - 22 mm

Sidewall thickness - 1,5 mm

Wall strut **STNM** [2,0 mm]



strut length [mm] weight [kg/pc]

STNM 1200 [2,0mm]	1 200 mm	2,04 kg
STNM 1300 [2,0mm]	1 300 mm	2,14 kg
STNM 1400 [2,0mm]	1 400 mm	2,24 kg
STNM 1500 [2,0mm]	1 500 mm	2,41 kg
STNM 1600 [2,0mm]	1 600 mm	2,54 kg
STNM 1700 [2,0mm]	1 700 mm	2,77 kg
STNM 1800 [2,0mm]	1 800 mm	2,90 kg
STNM 1900 [2,0mm]	1 900 mm	3,03 kg
STNM 2000 [2,0mm]	2 000 mm	3,24 kg
STNM 2100 [2,0mm]	2 100 mm	3,36 kg
STNM 2200 [2,0mm]	2 200 mm	3,53 kg
STNM 2300 [2,0mm]	2 300 mm	3,67 kg
STNM 2400 [2,0mm]	2 400 mm	3,82 kg
STNM 2500 [2,0mm]	2 500 mm	3,98 kg
STNM 2600 [2,0mm]	2 600 mm	4,16 kg
STNM 2700 [2,0mm]	2 700 mm	4,27 kg
STNM 2800 [2,0mm]	2 800 mm	4,39 kg
STNM 2900 [2,0mm]	2 900 mm	4,51 kg
STNM 3000 [2,0mm]	3 000 mm	4,70 kg
STNM 6000 [2,0mm]	6 000 mm	9,40 kg

Product: Wall strut STPM [2,0 mm]

Manufacturer: ARKYS Ltd., Podstránská 1, 627 00 Brno

Technical features:

Material - steel or stainless steel sheet AISI 304 "A2"

Surface finish [finish] - cold galvanized

- hot zinc dipped by dipping
- stainless AISI 304 "A2"

Use:

The struts of the STNM series are used for wall mounting of cable tracks in places where the anchoring forces should be distributed in poor quality masonry.

Additional cable tracks can be installed any time by using rectangular nuts MSM/M6-M8 and fixing plate PVM [sliding installation].

Specifications:

Length - 1 200-6 000 mm [according to type of strut]

Width - 40 mm

Height - 22 mm

Sidewall thickness - 2,0 mm

Zinc spray of cable trays M2 – zinc 98% [400 ml]



ARK - 219981

Product: Zinc spray of cable trays M2 [400 ml] | ARK-219981

Manufacturer: ARKYS Ltd., Podstranska 1, 627 00 Brno

Country of origin: Itálie / EU

Technical features:

Zinc spray – content 400 ml

Oxidation-resistant

High degree of protection

Excellent covering ability

Fast drying

May be further overcoating, or left as a final protection

Description:

Zinc spray M2 is a form of zinc coating, which protects the iron and other metal materials from corrosion and oxidation. It features high hiding power and long shelf life. It may be further overcoating, or left as a final protection. Zinc spray M2 does not cause the reaction with common kind of coating, which may cover the sprayed surface without preventive working of. Zinc spray M2 is ideal for minor repairs and surface treatment, coverage of welds, completion and repair of hot zinc dipped or cold galvanized materials, recovery or galvanizing of metal surfaces in runoff channels or gutters, protection of the metal components of automobile body, hollow parts after welding or point welding, then to galvanizing of the nuts or rivets (studs, bolts), which have long been exposed to adverse weather conditions.

Conditions of use:

Spray thoroughly stirred before use for at least 2 minutes. [must be heard the tapping of the steel balls]. Applied surface must be dry, free of dirt and degreased. Apply the spray from a distance of 25 cm in thin layer. After drying, repeat as needed. After work, purge valve sprays by short purging in „upside down“ position.